


















SAA Southwest District XC Championships- V

West Chester

Race 9 - Div 3 Girls - 5K

10/23/2021 - 2:30 pm

Team Results

Place	Team	Score	Team Time	Runner Avg	Avg Mile	5 Man Gap	Finish Order	Scoring Order
1	 Madera	25	1:42:20	20:28	6:36	0:25	5-6-7-9-10-12-13	3-4-5-6-7-9-10
2	 Sum. Co. Day	68	1:48:15	21:39	6:59	1:22	11-18-19-20-23-26-28	8-13-14-15-18-20-22
3	 Georgetown	100	1:52:45	22:33	7:16	4:46	3-16-33-36-41-53-61	2-12-26-29-31-38-42
4	 Seven Hills	106	1:53:51	22:47	7:20	1:49	21-24-27-29-34-38-43	16-19-21-23-27-30-33
5	 Day. Christian	115	1:55:32	23:07	7:27	6:11	2-22-30-44-54-60-72	1-17-24-34-39-41-48
6	 Miami Valley School	136	1:59:28	23:54	7:42	5:19	14-32-35-42-58-62	11-25-28-32-40-43
7	 Cin. Co. Day	197	2:13:05	26:37	8:35	4:01	46-48-50-63-64-67-68	35-36-37-44-45-46-47
DNP	 Cin. Christian		1:42:42	25:41	8:16		15-31-45-71	4 Runners
DNP	 Blanchester		1:52:13	28:04	9:02		56-59-65-66	4 Runners
DNP	 East Clinton		1:06:33	22:11	7:09		4-25-37	3 Runners
DNP	 St. Bernard		1:12:33	24:11	7:48		17-47-57	3 Runners
DNP	 Williamsburg		46:00	23:00	7:25		8-49	2 Runners
DNP	 Felicity-Franklin		49:59	25:00	8:03		39-51	2 Runners
DNP	 Deer Park		51:36	25:48	8:19		52-55	2 Runners
DNP	 Fayetteville-Perry		1:03:50	31:55	10:17		69-70	2 Runners
DNP	 Cin. CHCA		19:19	19:19	6:13		1	1 Runner
DNP	 Ripley-Union		24:25	24:25	7:52		40	1 Runner



Race 9 - Div 3 Girls - 5K

10/23/2021 - 2:30 pm

Individual Results

Place	Name	Grade	Team	Time	Points
1	Taylor Bacher	9	Cin. CHCA	19:18.2	I
2	Isabella Ferriman	10	Day. Christian	19:40.6	1 I
3	Savannah Faught	12	Georgetown	19:46.0	2 T
4	Carah Antek	12	East Clinton	19:53.0	I
5	Annie Meyer	10	Madeira	20:15.1	3 T
6	Hannah Lutes	12	Madeira	20:20.3	4 T
7	Cate LeRoy	9	Madeira	20:27.3	5 T
8	Kaitlyn Gregory	11	Williamsburg	20:31.3	I
9	Anna Cornejo	9	Madeira	20:37.1	6 T
10	Ava Henry	9	Madeira	20:39.9	7 T
11	Siena Cutforth	12	Sum. Co. Day	20:44.8	8 T
12	Claire LeRoy	11	Madeira	20:47.5	9 T
13	Ella Garza	10	Madeira	20:50.3	10 T
14	Katelyn Smittle	9	Miami Valley School	21:09.3	11 I
15	Kaylene Lunt	12	Cin. Christian	21:10.3	I
16	Elizabeth Cahall	9	Georgetown	21:14.4	12 T
17	Yesenia Vivar	10	St. Bernard	21:25.4	
18	Lyla Soper	10	Sum. Co. Day	21:46.0	13 T
19	Morgan Riley	12	Sum. Co. Day	21:46.8	14 T
20	Anna Reineck	11	Sum. Co. Day	21:50.9	15 T
21	Riley Jones	12	Seven Hills	21:53.7	16 T
22	Olivia Blake	12	Day. Christian	21:57.6	17
23	Ellie Moran	12	Sum. Co. Day	22:06.0	18 T
24	Addie Necco	9	Seven Hills	22:07.0	19 T
25	Molly Seabaugh	10	East Clinton	22:40.3	
26	Josie Weaver	9	Sum. Co. Day	22:41.1	20 T
27	Olivia Pohl	11	Seven Hills	22:47.5	21 T
28	Riley Nelson	11	Sum. Co. Day	23:10.2	22 T
29	Abigail Li	11	Seven Hills	23:20.6	23 T
30	Esther Ross	11	Day. Christian	23:21.3	24
31	Megan Brown	12	Cin. Christian	23:24.5	
32	Julia Peters	12	Miami Valley School	23:27.5	25
33	Caitlyn Sweet	12	Georgetown	23:28.1	26 T
34	Annelise Hawgood	11	Seven Hills	23:41.8	27 T
35	Megan Brenner	12	Miami Valley School	23:44.2	28
36	Ariel Riddle	9	Georgetown	23:44.2	29 T
37	Kaylyn Deaton	10	East Clinton	23:59.2	
38	Gigi Hawgood	11	Seven Hills	24:20.4	30 T
39	Emerson Pinger	11	Felicity-Franklin	24:24.8	

Place	Name	Grade	Team	Time	Points
40	Anna Castle	10	Ripley-Union	24:25.0	
41	Alexis Corbin	9	Georgetown	24:31.4	31 T
42	Lily Dettmer	12	Miami Valley School	24:38.5	32
43	Hattie Culpepper	9	Seven Hills	24:38.8	33 T
44	Josie Fair	11	Day. Christian	24:40.9	34
45	Courtney Snider	11	Cin. Christian	24:42.8	
46	Reagan McMullen	12	Cin. Co. Day	24:51.6	35
47	Mollie Dier	11	St. Bernard	24:59.2	
48	Gigi Macias-Jaime	10	Cin. Co. Day	25:06.7	36
49	Megan Ellis	11	Williamsburg	25:27.9	
50	Jourdan Jones	11	Cin. Co. Day	25:30.2	37
51	Jayde Schnarrenber	11	Felicity-Franklin	25:33.7	
52	Avery Harris	12	Deer Park	25:38.0	
53	Autumn Sanders	9	Georgetown	25:48.6	38 T
54	Jordan Hanshaw	10	Day. Christian	25:51.1	39
55	Audrey Lipps	9	Deer Park	25:57.6	
56	Emma Damewood	11	Blanchester	25:59.1	
57	Jazmyne Ridder	10	St. Bernard	26:08.2	
58	Molly Van Kirk-Butler	9	Miami Valley School	26:27.8	40
59	Aubrey Stevens	10	Blanchester	27:05.2	
60	Maegan Miller	11	Day. Christian	27:18.8	41
61	Olivia Henson	11	Georgetown	27:37.3	42 T
62	Claire Takizawa	11	Miami Valley School	28:05.1	43
63	Amelia Ochterski	11	Cin. Co. Day	28:44.7	44
64	Terre Virzi	12	Cin. Co. Day	28:51.8	45
65	Addison Allen	9	Blanchester	29:30.8	
66	Haylie Strider	10	Blanchester	29:37.6	
67	Payton Hughes	11	Cin. Co. Day	29:38.0	46
68	Cherry Yu	12	Cin. Co. Day	29:52.4	47
69	Izzy Greene	12	Fayetteville-Perry	31:25.7	
70	Ava Wells	10	Fayetteville-Perry	32:24.3	
71	Sydney Vanvliet	9	Cin. Christian	33:24.1	
72	Hailey Petry	9	Day. Christian	34:14.2	48

