
























Race 2 - Div 3 Boys - 5K
10/30/2021 - 10:00 am
Team Results























Place	Team	Score	Team Time	Runner Avg	Avg Mile	5 Man Gap	Finish Order	Scoring Order
1	 Columbus Grove	108	Q 1:27:23	17:29	5:38	0:44	11-18-26-34-37-38-44	9-16-22-29-32-33-39
2	 Holgate	121	Q 1:27:36	17:32	5:39	1:00	13-20-25-29-51-70-163	11-18-21-25-46-61-140
3	 St. Paul	141	Q 1:28:12	17:39	5:41	1:15	6-28-36-43-49-84-113	4-24-31-38-44-74-93
4	 Ottawa Hills	181	Q 1:28:46	17:46	5:43	2:32	4-10-39-42-120-135-167	3-8-34-37-99-113-144
5	 Minster	208	Q 1:29:25	17:53	5:46	2:26	2-35-45-47-115-117-123	1-30-40-42-95-97-102
6	 New Riegel	228	Q 1:30:15	18:03	5:49	1:42	16-17-31-91-112-139-148	14-15-27-80-92-117-125
7	 Bluffton	253	Q 1:30:23	18:05	5:50	2:04	7-8-82-101-103-149-180	5-6-72-84-86-126-156
8	 Seneca East	266	1:31:29	18:18	5:54	0:34	46-56-59-67-76-106-114	41-49-51-59-66-87-94
9	 New Bremen	268	1:31:17	18:16	5:53	1:28	23-41-72-78-95-122-136	20-36-63-68-81-101-114
10	 Lincolnview	288	1:31:54	18:23	5:55	0:31	48-63-64-74-79-83-86	43-55-56-65-69-73-76
11	 Archbold	304	1:32:05	18:25	5:56	1:40	30-50-71-81-121-132-133	26-45-62-71-100-110-111
12	 New London	304	1:32:04	18:25	5:56	2:47	21-27-62-89-153-165-174	19-23-54-78-130-142-150
13	 Ash. Crestview	307	1:31:43	18:21	5:55	2:53	3-53-69-108-130-156-177	2-48-60-89-108-133-153
14	 Sher. Fairview	315	1:32:26	18:30	5:57	0:53	52-57-60-85-111-118-127	47-50-52-75-91-98-105
15	 Marion Local	353	1:33:07	18:38	6:00	2:35	15-19-90-143-146-162-168	13-17-79-121-123-139-145
16	 Tinora	399	1:34:16	18:52	6:05	3:29	9-12-141-150-159-182-184	7-10-119-127-136-158-160
17	 Liberty Center	414	1:34:26	18:54	6:05	0:59	66-73-102-124-125-183	58-64-85-103-104-159
18	 Van Buren	436	1:34:59	19:00	6:07	2:57	14-96-116-137-154-164-169	12-82-96-115-131-141-146
19	 Fayette	445	1:36:00	19:12	6:11	3:26	32-65-128-129-171-175-181	28-57-106-107-147-151-157
20	 Carey	474	1:36:32	19:19	6:13	2:26	40-61-144-152-158-173-179	35-53-122-129-135-149-155
21	 Gibsonburg	512	1:36:57	19:24	6:15	1:42	77-100-134-138-157-172-176	67-83-112-116-134-148-152



Race 2 - Div 3 Boys - 5K

10/30/2021 - 10:00 am

Team Results

Place	Team	Score	Team Time	Runner Avg	Avg Mile	5 Man Gap	Finish Order	Scoring Order
22	 Old Fort	518	1:36:52	19:23	6:15	1:10	88-107-131-142-147-151-161	77-88-109-120-124-128-138
23	 Parkway	547	1:38:00	19:36	6:19	1:51	80-109-140-155-160-166-178	70-90-118-132-137-143-154
DNP	 Mohawk		56:18	18:46	6:03		58-93-119	3 Runners
DNP	 Hardin Northern		37:32	18:46	6:03		33-145	2 Runners
DNP	 Maumee Va. C.D.		37:44	18:52	6:05		92-98	2 Runners
DNP	 Lima Perry		16:12	16:12	5:13		1	1 Runner
DNP	 Allen East		16:44	16:44	5:23		5	1 Runner
DNP	 Ft. Recovery		17:24	17:24	5:36		22	1 Runner
DNP	 Upper Scioto Valley		17:24	17:24	5:36		24	1 Runner
DNP	 Antwerp		18:13	18:13	5:52		54	1 Runner
DNP	 Coll Western Reserve		18:15	18:15	5:53		55	1 Runner
DNP	 Mans. Christian		18:23	18:23	5:55		68	1 Runner
DNP	 Ottoville		18:33	18:33	5:59		75	1 Runner
DNP	 Riverdale		18:44	18:44	6:02		87	1 Runner
DNP	 Tol. Emmanuel Christian		18:51	18:51	6:04		94	1 Runner
DNP	 Buckeye Central		18:52	18:52	6:05		97	1 Runner
DNP	 Toledo Christian		18:54	18:54	6:05		99	1 Runner
DNP	 Pettisville		18:59	18:59	6:07		104	1 Runner
DNP	 Colonel Crawford		19:00	19:00	6:07		105	1 Runner
DNP	 Lakota		19:02	19:02	6:08		110	1 Runner
DNP	 Margaretta		19:21	19:21	6:14		126	1 Runner
DNP	 Spencerville		21:05	21:05	6:47		170	1 Runner



Race 2 - Div 3 Boys - 5K

10/30/2021 - 10:00 am

Individual Results

Place	Name	Grade	Team	Time	Points
1	Braden Yingst	12	Lima Perry	16:11.2	I
2	Alex Albers	12	Minster	16:37.7	1 T
3	Tommy O'Neill	12	Ash. Crestview	16:38.6	2 I
4	Riley Nixon	10	Ottawa Hills	16:41.8	3 T
5	Hunter Sidle	12	Allen East	16:43.4	I
6	Ian Deeter	11	St. Paul	16:52.8	4 T
7	Landon Armstrong	11	Bluffton	16:54.0	5 T
8	Erik Nygaard	11	Bluffton	16:56.9	6 T
9	Jaxen Durfey	11	Tinora	16:58.8	7 I
10	Thomas Franklin	11	Ottawa Hills	17:02.1	8 T
11	Trent Koch	11	Columbus Grove	17:04.9	9 T
12	Paul Westrick	9	Tinora	17:07.2	10 I
13	Richard Bower	12	Holgate	17:10.0	11 T
14	Hudson Sendelbach	11	Van Buren	17:14.9	12 I
15	Troy Stucke	11	Marion Local	17:17.2	13 I
16	Jacob Clouse	12	New Riegel	17:21.5	14 T
17	Brandon Gillig	12	New Riegel	17:21.6	15 T
18	Roy Langhals	12	Columbus Grove	17:22.1	16 T
19	Noah Budde	11	Marion Local	17:22.9	17 I
20	Addison Casillas	12	Holgate	17:23.0	18 T
21	Tyler Twining	12	New London	17:23.0	19 I
22	Trevor Heitkamp	10	Ft. Recovery	17:23.3	I
23	Zach Wiedeman	10	New Bremen	17:23.6	20 I
24	Joe Parker	11	Upper Scioto Valley	17:23.7	I
25	Jack Westrick	11	Holgate	17:23.7	21 T
26	Carson Closson	12	Columbus Grove	17:24.9	22 T
27	Braeden Geist	12	New London	17:25.2	23 I
28	Isaac Thimke	11	St. Paul	17:25.9	24 T
29	Levi Zachrich	12	Holgate	17:29.6	25 T
30	Brady Johns	12	Archbold	17:34.4	26
31	Zach Zoeller	11	New Riegel	17:39.1	27 T
32	Jose Blanco	9	Fayette	17:40.0	28
33	Aiden Gatchel	12	Hardin Northern	17:41.6	
34	Luke Ellerbrock	10	Columbus Grove	17:42.0	29 T
35	Jack Grieshop	10	Minster	17:42.5	30 T
36	Logan Rogers	12	St. Paul	17:48.2	31 T
37	Caleb Morman	12	Columbus Grove	17:48.3	32 T
38	Bryce Bonifas	9	Columbus Grove	17:49.0	33 T
39	Michael Kelley	10	Ottawa Hills	17:50.1	34 T

Place	Name	Grade	Team	Time	Points
40	Brayden Young	10	Carey	17:55.7	35
41	Zach Ashman	12	New Bremen	17:56.0	36
42	Sage Egan	11	Ottawa Hills	17:57.6	37 T
43	Sebastian Gomez	12	St. Paul	17:57.6	38 T
44	Caleb Stechschulte	12	Columbus Grove	17:58.2	39 T
45	Ryan Halpin	10	Minster	17:59.2	40 T
46	Brycen Lantz	10	Seneca East	18:01.0	41
47	Jim Trzaska	11	Minster	18:02.2	42 T
48	Jackson Robinson	12	Lincolnview	18:06.4	43
49	Gavin Ross	11	St. Paul	18:06.9	44 T
50	Aden McCarty	11	Archbold	18:08.1	45
51	Logan Miller	10	Holgate	18:09.5	46 T
52	Kyle Rabe	10	Sher. Fairview	18:09.9	47
53	Cooper Brockway	9	Ash. Crestview	18:10.0	48
54	Avin Johnson	11	Antwerp	18:12.4	
55	Murdock Sean	11	Coll Western Reserve	18:14.2	
56	Evan Schiefer	9	Seneca East	18:14.9	49
57	Ethan Underwood	12	Sher. Fairview	18:15.9	50
58	A.J. Hess	11	Mohawk	18:16.7	
59	Lantz Snavelly	11	Seneca East	18:17.0	51
60	Braylin Snyder	10	Sher. Fairview	18:17.2	52
61	Bryce Young	11	Carey	18:17.3	53
62	Jalen Randleman	10	New London	18:18.6	54
63	Daegan Hatfield	12	Lincolnview	18:19.1	55
64	Conner Baldauf	10	Lincolnview	18:19.8	56
65	Wyatt Mitchell	10	Fayette	18:20.4	57
66	Kenny Miles	12	Liberty Center	18:20.6	58
67	Leo Schreiner	10	Seneca East	18:21.7	59
68	Andre Harrison	10	Mans. Christian	18:22.8	
69	Boston Roland	10	Ash. Crestview	18:22.9	60
70	Ethan Fritz	11	Holgate	18:24.3	61 T
71	Brennan Garrow	10	Archbold	18:29.7	62
72	Gavin Spragg	11	New Bremen	18:30.1	63
73	Matthew Marlow	11	Liberty Center	18:30.8	64
74	Kreston Tow	9	Lincolnview	18:31.7	65
75	Wyatt German	9	Ottoville	18:32.5	
76	Isaac Mason	11	Seneca East	18:34.4	66
77	Anthony Caprara	9	Gibsonburg	18:35.2	67



Race 2 - Div 3 Boys - 5K

10/30/2021 - 10:00 am

Individual Results

Place	Name	Grade	Team	Time	Points
78	Patrick Bernhold	11	New Bremen	18:36.0	68
79	Maddox Norton	10	Lincolnview	18:36.6	69
80	Blake Strickler	12	Parkway	18:36.9	70
81	Caleb Harrow	9	Archbold	18:37.6	71
82	Sam Derstine	11	Bluffton	18:38.3	72 T
83	Josh Haines	12	Lincolnview	18:39.4	73
84	David Forrest	11	St. Paul	18:39.7	74 T
85	Carson Sims	10	Sher. Fairview	18:40.3	75
86	Evan Johns	9	Lincolnview	18:42.5	76
87	Isaiah Dyer	11	Riverdale	18:43.7	
88	Daniel Steyer	10	Old Fort	18:44.1	77
89	Wyatt Harrison	11	New London	18:47.0	78
90	Lucas Broering	10	Marion Local	18:49.3	79
91	Joseph Tiell	12	New Riegel	18:49.9	80 T
92	Ben Fischl	12	Maumee Va. C.D.	18:50.0	
93	Brayden Cleveland	9	Mohawk	18:50.1	
94	Stephen Eckloff	11	Tol. Emmanuel Christian	18:50.6	
95	Cole Powers	11	New Bremen	18:51.2	81
96	Michael Huffman	11	Van Buren	18:51.4	82
97	Caden Young	12	Buckeye Central	18:51.6	
98	Austin Corns	12	Maumee Va. C.D.	18:53.1	
99	Zander Delauter	10	Toledo Christian	18:53.5	
100	Cyler Amor	11	Gibsonburg	18:53.8	83
101	Liam Jordan	10	Bluffton	18:56.2	84 T
102	Cole Roth	12	Liberty Center	18:56.6	85
103	Trey Boblitt	12	Bluffton	18:57.5	86 T
104	Zach McWatters	11	Pettisville	18:58.1	
105	Luke Lawson	12	Colonel Crawford	18:59.5	
106	Shayden Heiser	12	Seneca East	18:59.9	87
107	Aaron Wilson	11	Old Fort	19:00.1	88
108	Logan Friges	9	Ash. Crestview	19:00.6	89
109	Xavier Samples	9	Parkway	19:01.2	90
110	Noah Hoerig	9	Lakota	19:01.2	
111	Andrew Timbrook	10	Sher. Fairview	19:02.3	91
112	Aaron Hohman	10	New Riegel	19:02.6	92 T
113	Nick Centa	11	St. Paul	19:02.7	93 T
114	Aiden Gressman	9	Seneca East	19:03.0	94
115	Tyler Prenger	12	Minster	19:03.1	95 T

Place	Name	Grade	Team	Time	Points
116	Reed Harmon	10	Van Buren	19:03.4	96
117	Joseph Slonkosky	12	Minster	19:03.7	97 T
118	Ethan Panico	10	Sher. Fairview	19:08.6	98
119	Trenton Horner	12	Mohawk	19:10.8	
120	Maxwell Chandar-Kouba	11	Ottawa Hills	19:13.8	99 T
121	Landon Stamm	11	Archbold	19:14.3	100
122	Sam Bernhold	9	New Bremen	19:17.2	101
123	Nick Prenger	9	Minster	19:17.7	102 T
124	Cody Minnich	11	Liberty Center	19:18.4	103
125	Derek Dulle	11	Liberty Center	19:19.0	104
126	Benjamin Burroughs	11	Margaretta	19:21.0	
127	Aspen Brubaker	10	Sher. Fairview	19:23.2	105
128	Chase Moats	11	Fayette	19:25.9	106
129	Evan Beauregard	9	Fayette	19:27.4	107
130	Nick Poland	11	Ash. Crestview	19:30.9	108
131	Garrett Havens	12	Old Fort	19:31.0	109
132	Mason Bickel	9	Archbold	19:31.0	110
133	Oliver Seibert	9	Archbold	19:31.1	111
134	Jacob Henderson	10	Gibsonburg	19:33.0	112
135	Ali Sediqe	10	Ottawa Hills	19:34.8	113 T
136	Jonathan Zimpfer	11	New Bremen	19:37.2	114
137	Ben Hudok	12	Van Buren	19:37.8	115
138	Chase Witte	10	Gibsonburg	19:38.0	116
139	Cade Haman	12	New Riegel	19:38.7	117 T
140	Riley Samples	12	Parkway	19:40.9	118
141	Shea McMaster	11	Tinora	19:41.5	119
142	Parker DuBois	12	Old Fort	19:43.1	120
143	Preston Kemper	10	Marion Local	19:45.1	121
144	Audric Ritter	11	Carey	19:48.2	122
145	Zeb Wilson	11	Hardin Northern	19:49.5	
146	Aaron Broering	12	Marion Local	19:52.1	123
147	Carter DuBois	10	Old Fort	19:53.7	124
148	Carter Clouse	9	New Riegel	19:55.3	125 T
149	John Yoder	10	Bluffton	19:55.9	126 T
150	Brysen Bigley	12	Tinora	20:01.1	127
151	Alec King	12	Old Fort	20:05.0	128
152	Aaron Lortz	9	Carey	20:08.4	129
153	Owen Livingston	12	New London	20:09.5	130



Race 2 - Div 3 Boys - 5K

10/30/2021 - 10:00 am

Individual Results

Place	Name	Grade	Team	Time	Points
154	Evan Clark	12	Van Buren	20:11.3	131
155	Tyler Rowen	10	Parkway	20:12.2	132
156	Colton Oliver	12	Ash. Crestview	20:15.3	133
157	Alexander Dawson	11	Gibsonburg	20:16.7	134
158	Bryton Sammet	11	Carey	20:21.5	135
159	Bryce Meyer	10	Tinora	20:27.0	136
160	Carter Hellwarth	11	Parkway	20:27.8	137
161	Gabe Smith	11	Old Fort	20:29.5	138
162	John Kramer	10	Marion Local	20:31.7	139
163	Nathan Miller	10	Holgate	20:32.6	140 T
164	Seth Van Horn	10	Van Buren	20:32.8	141
165	Aiden Ruggles	9	New London	20:33.8	142
166	Colby Bentz	11	Parkway	20:37.7	143
167	Alex Mian	11	Ottawa Hills	20:40.5	144 T
168	Cole Tuente	9	Marion Local	20:43.3	145
169	Nathan Curry	11	Van Buren	20:58.2	146
170	Lanny Oakman	11	Spencerville	21:04.1	
171	Drew Beauregard	12	Fayette	21:05.8	147
172	Kevin Fought	11	Gibsonburg	21:07.5	148
173	Wyatt Kinn	9	Carey	21:11.7	149
174	Mason Cowie	10	New London	21:12.0	150
175	Shane Maginn	10	Fayette	21:25.7	151
176	Dylan Hohlfelder	12	Gibsonburg	21:36.2	152
177	Brent Douglas	12	Ash. Crestview	21:42.6	153
178	Trevor Steans	9	Parkway	21:44.1	154
179	Brady Penwell	12	Carey	21:47.2	155
180	Isaiah Conley	11	Bluffton	22:28.1	156 T
181	Micah Maginn	10	Fayette	22:49.6	157
182	Caleb Martin	9	Tinora	23:34.6	158
183	Jacob Fausnight	11	Liberty Center	24:13.3	159
184	Drake Rittenhouse	11	Tinora	24:15.3	160

