



## Race 3 - Div 2 Girls - 5K

10/30/2021 - 12:00 pm

### Team Results







Place	Team	Score	Team Time	Runner Avg	Avg Mile	5 Man Gap	Finish Order	Scoring Order
1	Lexington	76	Q 1:42:51	20:35	6:38	2:16	1-3-31-32-37-41-45	1-3-22-23-27-30-34
2	Eastwood	93	Q 1:43:54	20:47	6:42	2:28	8-14-16-35-46-50-64	7-12-14-25-35-38-48
3	Shelby	119	Q 1:46:23	21:17	6:51	2:12	7-34-36-42-43-51-66	6-24-26-31-32-39-50
4	Liberty-Benton	135	Q 1:47:42	21:33	6:56	3:13	9-24-29-56-60-65-68	8-19-21-42-45-49-52
5	Lima Shawnee	142	1:48:28	21:42	6:59	3:47	15-20-39-40-73-81-83	13-16-28-29-56-64-66
6	Huron	146	1:48:34	21:43	7:00	5:04	2-13-44-53-77-82	2-11-33-40-60-65
7	Mil. Edison	152	1:49:07	21:50	7:02	3:31	5-27-49-57-63-72-75	5-20-37-43-47-55-58
8	Wauseon	200	1:53:28	22:42	7:19	6:06	10-22-59-71-93-97-98	9-17-44-54-76-80-81
9	Celina	213	1:54:10	22:50	7:21	6:10	4-12-69-89-91-92-96	4-10-53-72-74-75-79
10	Maumee	247	1:57:25	23:29	7:34	4:28	18-55-76-80-86-94-95	15-41-59-63-69-77-78
11	Van Wert	261	1:58:19	23:40	7:37	4:05	23-67-74-84-85-87	18-51-57-67-68-70
12	Ottawa-Glandorf	276	1:59:53	23:59	7:44	2:42	48-62-78-79-88-90	36-46-61-62-71-73
DNP	Perkins		40:54	20:27	6:35		11-25	2 Runners
DNP	Ontario		41:24	20:42	6:40		17-26	2 Runners
DNP	Norwalk		19:42	19:42	6:21		6	1 Runner
DNP	Willard		20:40	20:40	6:39		19	1 Runner
DNP	Bryan		20:44	20:44	6:41		21	1 Runner
DNP	Galion		21:06	21:06	6:48		28	1 Runner
DNP	Elida		21:13	21:13	6:50		30	1 Runner
DNP	St. Marys Memorial		21:16	21:16	6:51		33	1 Runner
DNP	Upper Sandusky		21:39	21:39	6:59		38	1 Runner



# Race 3 - Div 2 Girls - 5K

10/30/2021 - 12:00 pm

## Team Results

Place	Team	Score	Team Time	Runner Avg	Avg Mile	5 Man Gap	Finish Order	Scoring Order
DNP	 Napoleon		22:22	22:22	7:12		47	1 Runner
DNP	 Kenton		22:36	22:36	7:17		52	1 Runner
DNP	 Fostoria		22:39	22:39	7:18		54	1 Runner
DNP	 Bath		22:49	22:49	7:21		58	1 Runner
DNP	 Oak Harbor		23:09	23:09	7:27		61	1 Runner
DNP	 Defiance		23:39	23:39	7:37		70	1 Runner



# Race 3 - Div 2 Girls - 5K

10/30/2021 - 12:00 pm

## Individual Results

Place	Name	Grade	Team	Time	Points	
1	Emma Wise	11	Lexington	19:21.1	1	T
2	Kennedy Schlessman	11	Huron	19:21.1	2	I
3	Elyana Weaver	10	Lexington	19:23.8	3	T
4	Kaylie Dameron	11	Celina	19:32.9	4	I
5	Grace Anderson	9	Mil. Edison	19:41.1	5	I
6	Zurina Immel	9	Norwalk	19:41.1		I
7	Kayla Gonzales	11	Shelby	19:45.0	6	T
8	Leah Emch	9	Eastwood	19:50.8	7	T
9	Madi Gaerke	9	Liberty-Benton	19:51.6	8	T
10	Grace Rhoades	11	Wauseon	19:53.9	9	I
11	Sara Skaff	12	Perkins	19:54.6		I
12	Joscelyn Dameron	12	Celina	19:55.4	10	I
13	Jadyn Towns	10	Huron	20:07.7	11	I
14	Avery Bowman	10	Eastwood	20:08.4	12	T
15	Alaina Williams	11	Lima Shawnee	20:16.4	13	I
16	Haley Sponaugle	10	Eastwood	20:17.2	14	T
17	Ellie Maurer	12	Ontario	20:21.8		
18	Lucy Porter	9	Maumee	20:33.1	15	
19	Destiney Rose	11	Willard	20:39.2		
20	Molly Stump	11	Lima Shawnee	20:40.4	16	
21	Kate Thormeier	9	Bryan	20:43.1		
22	Magdalena Duden	12	Wauseon	20:49.9	17	
23	Kyra Welch	11	Van Wert	20:53.8	18	
24	Riley Irwin	11	Liberty-Benton	20:55.7	19	T
25	Ellie Bodle	10	Perkins	20:59.0		
26	Baylee Black	9	Ontario	21:02.1		
27	Peyton Facemire	11	Mil. Edison	21:03.6	20	
28	Raygann Campbell	10	Galion	21:05.3		
29	Brenna Lay	10	Liberty-Benton	21:05.6	21	T
30	Emily Durham	9	Elida	21:12.6		
31	Karis Hunter	12	Lexington	21:14.2	22	T
32	Kenley Miller	11	Lexington	21:14.4	23	T
33	Maria Jutte	11	St. Marys Memorial	21:15.2		
34	Emma Montgomery	9	Shelby	21:18.4	24	T
35	Talia Baum	11	Eastwood	21:19.1	25	T
36	Abby Vogt	12	Shelby	21:25.9	26	T
37	Maddie Haring	11	Lexington	21:36.9	27	T
38	Hope Morris	9	Upper Sandusky	21:39.0		
39	Tayma Jmiai	9	Lima Shawnee	21:39.9	28	

Place	Name	Grade	Team	Time	Points	
40	Lily Cleaves	12	Lima Shawnee	21:47.5	29	
41	Natalie Hunter	9	Lexington	21:54.1	30	T
42	Reyna Hoffman	12	Shelby	21:55.9	31	T
43	Channon Cundiff	10	Shelby	21:56.8	32	T
44	Samantha Lesnak	9	Huron	22:03.0	33	
45	Anna Blackstone	11	Lexington	22:13.1	34	T
46	Zoe Ramsey	10	Eastwood	22:18.2	35	T
47	Emily Birkhold	11	Napoleon	22:21.7		
48	Rose Turnwald	9	Ottawa-Glandorf	22:22.6	36	
49	Kennedy Baker	12	Mil. Edison	22:22.8	37	
50	Cameron Sechkar	10	Eastwood	22:24.8	38	T
51	Kailyn Schwall	10	Shelby	22:32.6	39	T
52	Kylie Allmon	12	Kenton	22:35.4		
53	Lucy Watson	9	Huron	22:37.4	40	
54	Jalicia Mendez	9	Fostoria	22:38.4		
55	Sydney King	12	Maumee	22:43.0	41	
56	Hannah Hiss	11	Liberty-Benton	22:44.8	42	T
57	Zoey Corfman	9	Mil. Edison	22:47.2	43	
58	Kyla Fallis	9	Bath	22:48.6		
59	Emilie Wasnich	11	Wauseon	22:59.8	44	
60	Alexis May	10	Liberty-Benton	23:04.0	45	T
61	Alyse Sorg	10	Oak Harbor	23:08.4		
62	Marissa Beckett	11	Ottawa-Glandorf	23:09.7	46	
63	Ava Miller	11	Mil. Edison	23:11.9	47	
64	Maisy Stevenson	12	Eastwood	23:14.1	48	T
65	Emma Spears	10	Liberty-Benton	23:25.1	49	T
66	Aleigha Thauvette	10	Shelby	23:27.6	50	T
67	Lexi Deitemeyer	9	Van Wert	23:28.6	51	
68	Olivia McDaniel	10	Liberty-Benton	23:29.1	52	T
69	Zoey Aukerman	11	Celina	23:34.7	53	
70	Mira Horvath	11	Defiance	23:38.6		
71	Natalie Kuntz	11	Wauseon	23:44.2	54	
72	Maylie Weilnau	9	Mil. Edison	23:50.9	55	
73	Lena Parsley	10	Lima Shawnee	24:02.8	56	
74	Alyssa Knittle	10	Van Wert	24:04.5	57	
75	Mary Anderson	10	Mil. Edison	24:11.7	58	
76	Emily Swartz	10	Maumee	24:24.2	59	
77	Allison Blevins	11	Huron	24:24.4	60	
78	Maggie Verhoff	11	Ottawa-Glandorf	24:38.1	61	



# Race 3 - Div 2 Girls - 5K

10/30/2021 - 12:00 pm

## Individual Results

Place	Name	Grade	Team	Time	Points
79	Elyse Schroeder	12	Ottawa-Glandorf	24:38.7	62
80	Skyler Janes	10	Maumee	24:43.6	63
81	Amelia Vega-Ortiz	10	Lima Shawnee	24:44.4	64
82	Addison Fries	11	Huron	24:46.6	65
83	Savannah Hohe	9	Lima Shawnee	24:52.3	66
84	Serena Havill	11	Van Wert	24:53.9	67
85	Emma Dolan	9	Van Wert	24:58.1	68
86	Kyleigh Delaney	10	Maumee	25:01.1	69
87	Sarah Verville	10	Van Wert	25:03.6	70
88	Alexa Fortman	11	Ottawa-Glandorf	25:03.9	71
89	Tatum Andrew	10	Celina	25:23.3	72
90	Taylor Knott	10	Ottawa-Glandorf	25:41.8	73
91	Alecia Eischen	10	Celina	25:42.9	74
92	Brooke Faber	9	Celina	25:51.6	75
93	Odalys Santillanes	9	Wauseon	25:59.9	76
94	Claire Farthing	11	Maumee	26:15.8	77
95	Camryn O'Shea	12	Maumee	26:15.9	78
96	Aliyah King	10	Celina	26:23.6	79
97	Alexandria Schultz	9	Wauseon	26:36.4	80
98	Selah Sanchez	12	Wauseon	31:38.3	81

