
























Race 1 - Div 3 Girls - 5K
10/30/2021 - 9:00 am
Team Results

























Place	Team	Score	Team Time	Runner Avg	Avg Mile	5 Man Gap	Finish Order	Scoring Order
1	 Minster	43	Q 1:38:34	19:43	6:21	1:33	3-4-9-22-26-28-52	2-3-6-14-18-19-34
2	 Liberty Center	72	Q 1:40:25	20:05	6:28	2:28	1-6-12-45-46-58-106	1-5-9-28-29-37-78
3	 Colonel Crawford	206	Q 1:47:44	21:33	6:57	2:27	21-49-51-67-113-157-167	13-32-33-44-84-128-138
4	 St. Henry	227	Q 1:47:38	21:32	6:56	2:39	11-65-75-77-98-117-148	8-43-51-53-72-88-119
5	 Ash Crestview	242	Q 1:48:18	21:40	6:59	3:53	13-56-61-70-138-145	10-36-40-47-109-116
6	 Margaretta	243	Q 1:48:23	21:41	6:59	1:48	31-32-81-87-107-133-142	22-23-57-62-79-104-113
7	 Ft. Recovery	245	Q 1:48:44	21:45	7:00	2:01	29-39-68-101-109-123-132	20-26-45-74-80-94-103
8	 Woodmore	260	1:49:07	21:50	7:02	1:30	34-47-90-94-100-137-149	24-30-65-68-73-108-120
9	 Old Fort	271	1:48:11	21:39	6:58	3:07	5-85-93-95-96-150-156	4-61-67-69-70-121-127
10	 Sher. Fairview	272	1:49:50	21:58	7:05	1:55	38-71-73-89-115-155-159	25-48-49-64-86-126-130
11	 Pettisville	280	1:49:33	21:55	7:04	2:48	25-43-88-102-127-135-166	17-27-63-75-98-106-137
12	 Holgate	284	1:50:02	22:01	7:05	2:47	23-60-62-121-126-180-181	15-39-41-92-97-151-152
13	 Van Buren	291	1:49:19	21:52	7:03	4:24	10-24-91-114-146-165-179	7-16-66-85-117-136-150
14	 New Bremen	315	1:50:55	22:11	7:09	2:15	30-69-103-111-119-134-139	21-46-76-82-90-105-110
15	 Tinora	326	1:52:07	22:26	7:14	5:13	19-48-53-136-170-175-177	12-31-35-107-141-146-148
16	 Wynford	345	1:52:15	22:27	7:14	1:38	59-64-110-118-124-140-178	38-42-81-89-95-111-149
17	 Parkway	380	1:52:53	22:35	7:16	1:24	74-84-97-128-129-163-168	50-60-71-99-100-134-139
18	 Del. St. John's	391	1:53:09	22:38	7:18	1:24	76-83-104-130-131-160-164	52-59-77-101-102-131-135
19	 Gibsonburg	403	1:53:37	22:44	7:19	4:06	16-80-120-151-152-158-169	11-56-91-122-123-129-140
20	 St. Paul	435	1:55:06	23:02	7:25	2:24	79-82-112-144-153-174-176	55-58-83-115-124-145-147
21	 Archbold	471	1:56:15	23:15	7:29	2:25	78-116-122-141-154-161-173	54-87-93-112-125-132-144



Race 1 - Div 3 Girls - 5K

10/30/2021 - 9:00 am

Team Results

Place	Team	Score	Team Time	Runner Avg	Avg Mile	5 Man Gap	Finish Order	Scoring Order
22	 Marion Local	603	2:01:40	24:20	7:50	2:23	125-143-147-162-171-172	96-114-118-133-142-143
DNP	 Carey		40:24	20:12	6:30		8-36	2 Runners
DNP	 Ottawa Hills		41:26	20:43	6:40		2-105	2 Runners
DNP	 Seneca East		42:10	21:05	6:48		14-92	2 Runners
DNP	 Wayne Trace		42:53	21:27	6:54		54-57	2 Runners
DNP	 Toledo Christian		44:34	22:17	7:11		72-108	2 Runners
DNP	 Kalida		19:20	19:20	6:14		7	1 Runner
DNP	 Waynesfield-Goshen		19:59	19:59	6:26		15	1 Runner
DNP	 Riverdale		20:10	20:10	6:30		17	1 Runner
DNP	 Coldwater		20:14	20:14	6:31		18	1 Runner
DNP	 Delta		20:22	20:22	6:34		20	1 Runner
DNP	 Fayette		20:30	20:30	6:36		27	1 Runner
DNP	Miller City		20:55	20:55	6:44		33	1 Runner
DNP	 Mohawk		20:59	20:59	6:46		35	1 Runner
DNP	 Bluffton		21:01	21:01	6:46		37	1 Runner
DNP	 Mans. Christian		21:06	21:06	6:48		40	1 Runner
DNP	 Ottoville		21:11	21:11	6:50		41	1 Runner
DNP	 Spencerville		21:13	21:13	6:50		42	1 Runner
DNP	 Lincolnview		21:16	21:16	6:51		44	1 Runner
DNP	 Edgerton		21:22	21:22	6:53		50	1 Runner
DNP	 Tol. Emmanuel Christian		21:25	21:25	6:54		55	1 Runner
DNP	 Hopewell-Loudon		21:40	21:40	6:59		63	1 Runner
DNP	 Patrick Henry		21:45	21:45	7:00		66	1 Runner
DNP	 New London		22:05	22:05	7:07		86	1 Runner
DNP	 Lucas		22:24	22:24	7:13		99	1 Runner



Race 1 - Div 3 Girls - 5K

10/30/2021 - 9:00 am

Individual Results

Place	Name	Grade	Team	Time	Points	
1	Hope Oelkrug	12	Liberty Center	18:49.8	1	T
2	Joanna Kelley	10	Ottawa Hills	18:50.0		I
3	Margaret Hemmelgarn	10	Minster	18:56.5	2	T
4	Taylor Roth	11	Minster	19:13.1	3	T
5	Macie Miller	10	Old Fort	19:13.2	4	I
6	MaKayla Meller	10	Liberty Center	19:16.2	5	T
7	Andrea Burgei	10	Kalida	19:19.8		I
8	Sarah Reinhart	12	Carey	19:24.0		I
9	Chaney Cedarleaf	10	Minster	19:29.5	6	T
10	Ella Webster	12	Van Buren	19:40.9	7	I
11	Rileigh Baumer	10	St. Henry	19:41.8	8	T
12	Gracie Miller	10	Liberty Center	19:44.1	9	T
13	Morgan Welch	12	Ash. Crestview	19:46.7	10	T
14	Lilly Schiefer	10	Seneca East	19:56.3		I
15	Taylor Spencer	11	Waynesfield-Goshen	19:58.4		I
16	Emelia Simmons	11	Gibsonburg	20:07.3	11	I
17	Allison Woodruff	9	Riverdale	20:09.8		I
18	Haley Alig	12	Coldwater	20:13.7		I
19	Lauren Sattler	10	Tinora	20:18.6	12	I
20	Josilyn Welch	9	Delta	20:21.8		I
21	Gabby Roston	9	Colonel Crawford	20:25.7	13	T
22	Morgan Ketner	10	Minster	20:25.9	14	T
23	Elisabeth Willett	11	Holgate	20:26.6	15	I
24	Lily Grady	9	Van Buren	20:26.8	16	I
25	Grace Remington	9	Pettisville	20:27.0	17	I
26	Cameo Cedarleaf	11	Minster	20:28.8	18	T
27	Leslie Burrow	10	Fayette	20:29.2		I
28	Ava Stammen	9	Minster	20:38.4	19	T
29	Ellie Will	10	Ft. Recovery	20:42.8	20	T
30	Caroline Whitlatch	11	New Bremen	20:48.6	21	
31	Olivia Saylor	10	Margaretta	20:49.0	22	T
32	Riley Young	12	Margaretta	20:51.3	23	T
33	Andrea Pfau	9	Miller City	20:54.2		
34	Olivia Vogelpohl	11	Woodmore	20:56.8	24	
35	Kaylynn Maybee	11	Mohawk	20:58.6		
36	Chloe Etzinger	9	Carey	20:59.3		
37	June Essinger	9	Bluffton	21:00.4		
38	Samantha Rohrs	12	Sher. Fairview	21:02.9	25	

Place	Name	Grade	Team	Time	Points	
39	Jenna Hart	10	Ft. Recovery	21:04.3	26	T
40	Meagan Them	9	Mans. Christian	21:05.1		
41	Carli Martz	11	Ottoville	21:11.0		
42	Lillee Stewart	12	Spencerville	21:12.9		
43	Kendall Sears	9	Pettisville	21:13.8	27	
44	Julia Stetler	12	Lincolnview	21:15.6		
45	Kristine Minnich	10	Liberty Center	21:17.0	28	T
46	Reagan Dulle	11	Liberty Center	21:17.0	29	T
47	Emma Hammer	10	Woodmore	21:18.0	30	
48	Julia Durfey	9	Tinora	21:19.5	31	
49	Olivia Hardy	9	Colonel Crawford	21:19.9	32	T
50	Luisa Rudersdorf	11	Edgerton	21:21.3		
51	Izzy Roston	10	Colonel Crawford	21:21.5	33	T
52	Rachel Niekamp	10	Minster	21:22.5	34	T
53	Addison Lee	10	Tinora	21:22.7	35	
54	Kiara Bahena	11	Wayne Trace	21:23.9		
55	Jenna Ramsey	11	Tol. Emmanuel Christian	21:24.8		
56	Kylie Brockway	12	Ash. Crestview	21:27.5	36	T
57	Abby Moore	11	Wayne Trace	21:28.3		
58	Cassie Elieff	11	Liberty Center	21:28.7	37	T
59	Briana Westrick	9	Wynford	21:33.7	38	
60	Kaylynn Ashbaugh	10	Holgate	21:34.6	39	
61	Leyna Gerich	9	Ash. Crestview	21:38.5	40	T
62	Hannah Swary	10	Holgate	21:39.2	41	
63	Alivia Roerdink	11	Hopewell-Loudon	21:40.0		
64	Allison Lust	12	Wynford	21:41.6	42	
65	Joscie Evers	11	St. Henry	21:43.3	43	T
66	Emily Gillson	10	Patrick Henry	21:44.1		
67	Cecelia Chase	10	Colonel Crawford	21:44.5	44	T
68	Joelle Kaup	9	Ft. Recovery	21:45.3	45	T
69	Molly Dues	11	New Bremen	21:46.0	46	
70	Georgia McFarland	9	Ash. Crestview	21:46.0	47	T
71	Kayla Mavis	9	Sher. Fairview	21:47.9	48	
72	Lizzy Crawford	10	Toledo Christian	21:50.1		
73	Katie McCavit	11	Sher. Fairview	21:51.9	49	
74	Amanda Barrett	9	Parkway	21:54.5	50	
75	Ally Heath	10	St. Henry	21:55.2	51	T
76	Olivia Bockey	9	Del. St. John's	21:55.4	52	



Race 1 - Div 3 Girls - 5K

10/30/2021 - 9:00 am

Individual Results

Place	Name	Grade	Team	Time	Points	
77	Megan Broering	11	St. Henry	21:56.4	53	T
78	Karley Ramirez	12	Archbold	21:57.5	54	
79	Adelle Dowdell	9	St. Paul	21:57.5	55	
80	Brianna Montgomery	11	Gibsonburg	21:59.5	56	
81	Emma LaFollette	11	Margaretta	22:00.2	57	T
82	Madelyn McCall	12	St. Paul	22:00.2	58	
83	Brezlynn Rohr	9	Del. St. John's	22:02.5	59	
84	Lexie Berry	10	Parkway	22:02.5	60	
85	Hannah Tackett	10	Old Fort	22:03.9	61	
86	Clara Good	9	New London	22:04.3		
87	Madison Phillips	12	Margaretta	22:05.6	62	T
88	Sophie Sterken	10	Pettisville	22:08.4	63	
89	Cheyenne Zeedyk	9	Sher. Fairview	22:09.7	64	
90	Caydie Buchanan	10	Woodmore	22:09.8	65	
91	Rylee Orchard	9	Van Buren	22:11.9	66	
92	Amelia Boes	12	Seneca East	22:13.6		
93	Elizabeth Straub	11	Old Fort	22:15.9	67	
94	Jordan Beam	11	Woodmore	22:16.2	68	
95	Cameran Cleveland	11	Old Fort	22:18.4	69	
96	Rayanne Benner	10	Old Fort	22:19.3	70	
97	Paige Williamson	10	Parkway	22:20.2	71	
98	Leah Heitkamp	11	St. Henry	22:20.6	72	T
99	Chloe Sturts	9	Lucas	22:24.0		
100	Madi Hammer	10	Woodmore	22:26.0	73	
101	Alexis Wendel	11	Ft. Recovery	22:27.1	74	T
102	Madison Remington	9	Pettisville	22:28.1	75	
103	Shaylee Boyle	9	New Bremen	22:30.7	76	
104	Catherine Kopack	12	Del. St. John's	22:32.7	77	
105	Elanora Smith	11	Ottawa Hills	22:35.4		
106	Mallory Stark	11	Liberty Center	22:36.2	78	T
107	Emily Pullano	11	Margaretta	22:36.9	79	T
108	Mackenzie Delauter	9	Toledo Christian	22:43.0		
109	Anna Roessner	9	Ft. Recovery	22:43.8	80	T
110	Emma Hensel	11	Wynford	22:44.9	81	
111	Lily Rindler	11	New Bremen	22:46.0	82	
112	Megan Lesch	10	St. Paul	22:49.7	83	
113	Maria Smith	11	Colonel Crawford	22:52.3	84	T
114	Olivia Coutinho	9	Van Buren	22:54.9	85	
115	Summer Hiler	9	Sher. Fairview	22:57.0	86	

Place	Name	Grade	Team	Time	Points	
116	Allie Buehrer	10	Archbold	22:58.9	87	
117	Adison Romer	9	St. Henry	22:59.7	88	T
118	Hazel Stone	11	Wynford	23:02.8	89	
119	Journey Boyle	12	New Bremen	23:03.6	90	
120	Mary Myerholtz	9	Gibsonburg	23:05.6	91	
121	Miriam Bower	10	Holgate	23:07.5	92	
122	Alison Roehrig	11	Archbold	23:07.6	93	
123	Caitlin Weitzel	11	Ft. Recovery	23:10.5	94	T
124	Amelia Karcher	10	Wynford	23:11.1	95	
125	Jocelyn Tuente	11	Marion Local	23:11.6	96	
126	Ruth Bok	9	Holgate	23:13.6	97	
127	Renee Hoylman	11	Pettisville	23:14.8	98	
128	Morgan Hunter	11	Parkway	23:16.9	99	
129	Katie Trisel	10	Parkway	23:18.4	100	
130	Lorelei Mckeddie	9	Del. St. John's	23:19.0	101	
131	Elayna Will	10	Del. St. John's	23:19.0	102	
132	Megan Diller	11	Ft. Recovery	23:22.7	103	T
133	Eden Palomo	10	Margaretta	23:27.0	104	T
134	Emily Eyink	9	New Bremen	23:29.5	105	
135	Elise Hoylman	11	Pettisville	23:32.8	106	
136	Kenzie Hancock	9	Tinora	23:34.7	107	
137	Kristen Davis	12	Woodmore	23:35.1	108	
138	Sarah Howe	10	Ash. Crestview	23:39.3	109	T
139	Annie Jiang	10	New Bremen	23:41.2	110	
140	Chloe Kaple	12	Wynford	23:43.6	111	
141	Trinity Lauber	9	Archbold	23:48.0	112	
142	Lilly Edwards	10	Margaretta	23:54.9	113	T
143	Veyda Gerlach	9	Marion Local	23:56.8	114	
144	Abbie Stine	12	St. Paul	23:56.8	115	
145	Mia Humrichouser	9	Ash. Crestview	24:01.8	116	T
146	Rachel Cavera	12	Van Buren	24:04.0	117	
147	Josie Bruns	9	Marion Local	24:07.1	118	
148	Amelia Siefring	9	St. Henry	24:08.5	119	T
149	Stella Strong	9	Woodmore	24:08.8	120	
150	Kristen Baker	12	Old Fort	24:10.9	121	
151	Kara Long	11	Gibsonburg	24:11.9	122	
152	Sophia Paul	10	Gibsonburg	24:12.4	123	
153	Isabel Howerton	10	St. Paul	24:21.3	124	
154	Tessa Nafziger	9	Archbold	24:22.5	125	



Race 1 - Div 3 Girls - 5K

10/30/2021 - 9:00 am

Individual Results

Place	Name	Grade	Team	Time	Points
155	Summer Krill	11	Sher. Fairview	24:28.6	126
156	Audrey Dymond	10	Old Fort	24:30.7	127
157	Olivia Chase	11	Colonel Crawford	24:32.8	128 T
158	Kalyn Johnson	11	Gibsonburg	24:34.1	129
159	Heidi Romero	9	Sher. Fairview	24:39.2	130
160	Alena Fuerst	9	Del. St. John's	24:39.8	131
161	Annika DeLong	11	Archbold	24:45.9	132
162	Grace Homan	10	Marion Local	24:49.4	133
163	Emree Sinning	11	Parkway	24:52.4	134
164	Adara Fuerst	12	Del. St. John's	24:57.5	135
165	Megan Pisarsky	12	Van Buren	24:58.3	136
166	Emily VanDenBerghe	9	Pettisville	24:59.3	137
167	Sheba Sulser	12	Colonel Crawford	24:59.6	138 T
168	Helana Sinning	9	Parkway	25:02.4	139
169	Ally Sentle	11	Gibsonburg	25:03.6	140
170	Nova Okuley	9	Tinora	25:30.9	141
171	Lauren Meiring	11	Marion Local	25:34.5	142
172	Ellie Heitkamp	9	Marion Local	25:37.6	143
173	Rayne Kinsman	10	Archbold	25:46.0	144
174	Sydney Endsley	11	St. Paul	25:48.8	145
175	Emily Harr	11	Tinora	25:51.3	146
176	Isabella Cuturic	12	St. Paul	26:11.5	147
177	Clara Westrick	11	Tinora	27:01.2	148
178	Ruth Kaple	11	Wynford	27:43.0	149
179	Caitlyn Curry	9	Van Buren	27:52.7	150
180	Kathleen Hernandez	12	Holgate	28:13.3	151
181	Madison Downing	10	Holgate	30:03.7	152

