
























Race 1 - Div 3 Girls - 5K

10/30/2021 - 9:00 am

Team Results


Place	Team	Score	Team Time	Runner Avg	Avg Mile	5 Man Gap	Finish Order	Scoring Order
1	 West Liberty-Salem	60	Q 1:43:48	20:46	6:41	3:16	1-3-7-29-40-41-72	1-3-6-21-29-30-61
2	 Ft. Loramie	66	Q 1:45:42	21:09	6:49	1:47	4-8-21-24-31-36-44	4-7-15-17-23-26-33
3	 Madeira	85	Q 1:47:41	21:33	6:56	0:37	18-20-26-27-30-38-43	12-14-18-19-22-28-32
4	 Anna	113	Q 1:48:48	21:46	7:01	2:09	5-17-35-46-48-69-74	5-11-25-35-37-58-63
5	 Versailles	135	1:50:27	22:06	7:07	2:24	15-19-28-53-61-62-67	10-13-20-42-50-51-56
6	 Arcanum	155	1:51:40	22:20	7:12	2:29	13-23-45-59-60-73-87	8-16-34-48-49-62-76
7	 Sum. Co. Day	182	1:53:32	22:43	7:19	0:54	37-42-47-54-56-57-64	27-31-36-43-45-46-53
8	 Botkins	189	1:52:56	22:36	7:17	4:02	2-33-58-68-70-71-82	2-24-47-57-59-60-71
9	 Cedarville	228	1:55:52	23:11	7:28	1:07	49-50-55-63-66-81-85	38-39-44-52-55-70-74
10	 Georgetown	252	1:59:52	23:59	7:43	5:26	14-51-75-78-83-84-88	9-40-64-67-72-73-77
11	 Seven Hills	294	2:02:01	24:25	7:52	2:20	52-65-76-77-79-80-86	41-54-65-66-68-69-75
DNP	 Cin. CHCA		20:35	20:35	6:38		6	1 Runner
DNP	 Mississinawa Valley		20:40	20:40	6:39		9	1 Runner
DNP	 Day, Christian		20:43	20:43	6:40		10	1 Runner
DNP	 Covington		20:44	20:44	6:41		11	1 Runner
DNP	 Yellow Springs		20:51	20:51	6:43		12	1 Runner
DNP	 Newton Local		21:00	21:00	6:46		16	1 Runner
DNP	 Williamsburg		21:27	21:27	6:55		22	1 Runner
DNP	 Miami Valley School		21:37	21:37	6:58		25	1 Runner
DNP	 Miami East		21:59	21:59	7:05		32	1 Runner
DNP	 East Clinton		22:02	22:02	7:06		34	1 Runner



Race 1 - Div 3 Girls - 5K

10/30/2021 - 9:00 am

Team Results

Place	Team	Score	Team Time	Runner Avg	Avg Mile	5 Man Gap	Finish Order	Scoring Order
DNP	 Cin. Christian		22:18	22:18	7:11		39	1 Runner



Race 1 - Div 3 Girls - 5K

10/30/2021 - 9:00 am

Individual Results

Place	Name	Grade	Team	Time	Points	
1	Megan Adams	12	West Liberty-Salem	19:09.0	1	T
2	Brittany Arnold	10	Botkins	19:51.7	2	I
3	Ashley Yoder	10	West Liberty-Salem	19:51.7	3	T
4	Claire Rethman	12	Ft. Loramie	20:09.2	4	T
5	Paige Steinkie	10	Anna	20:28.8	5	T
6	Taylor Bacher	9	Cin. CHCA	20:34.7		I
7	Addison McAuley	10	West Liberty-Salem	20:37.5	6	T
8	Lauren Moore	9	Ft. Loramie	20:37.7	7	T
9	Taylee Woodbury	9	Mississinawa Valley	20:39.1		I
10	Isabella Ferriman	10	Day. Christian	20:42.7		I
11	Elyza Long	9	Covington	20:43.8		I
12	Cheyen Sundell-Turner	11	Yellow Springs	20:50.2		I
13	Brooklyn Miras	11	Arcanum	20:54.2	8	I
14	Savannah Faught	12	Georgetown	20:56.5	9	I
15	Keira Rahm	9	Versailles	20:59.2	10	I
16	McKenna Downing	12	Newton Local	20:59.7		I
17	Bethany Althausen	12	Anna	21:01.4	11	T
18	Cate LeRoy	9	Madeira	21:11.0	12	T
19	Meredith Barga	10	Versailles	21:17.9	13	
20	Annie Meyer	10	Madeira	21:23.0	14	T
21	Ava Turner	11	Ft. Loramie	21:26.0	15	T
22	Kaitlyn Gregory	11	Williamsburg	21:26.7		
23	Arienne Garrison	10	Arcanum	21:30.2	16	
24	Olivia Borchers	12	Ft. Loramie	21:32.6	17	T
25	Katelyn Smittle	9	Miami Valley School	21:36.3		
26	Claire LeRoy	11	Madeira	21:36.4	18	T
27	Ella Garza	10	Madeira	21:42.7	19	T
28	Holly Langenkamp	10	Versailles	21:43.9	20	
29	Taylor Kennedy	10	West Liberty-Salem	21:45.1	21	T
30	Anna Cornejo	9	Madeira	21:47.2	22	T
31	Harley Eilerman	9	Ft. Loramie	21:56.2	23	T
32	Maryn Gross	10	Miami East	21:58.2		
33	Alaina Mann	9	Botkins	22:01.6	24	
34	Carah Antek	12	East Clinton	22:01.7		
35	Serenity Williamson	9	Anna	22:04.8	25	T
36	Collen Borchers	10	Ft. Loramie	22:10.1	26	T
37	Siena Cutforth	12	Sum. Co. Day	22:14.8	27	
38	Hannah Lutes	12	Madeira	22:16.5	28	T

Place	Name	Grade	Team	Time	Points	
39	Kaylene Lunt	12	Cin. Christian	22:17.2		
40	Claire Longshore	10	West Liberty-Salem	22:24.2	29	T
41	Mandilyn Weaver	12	West Liberty-Salem	22:24.4	30	T
42	Lyla Soper	10	Sum. Co. Day	22:27.6	31	
43	Ava Henry	9	Madeira	22:27.7	32	T
44	Ariel Heitkamp	9	Ft. Loramie	22:28.2	33	T
45	Lydia Shannon	12	Arcanum	22:30.7	34	
46	Grace Bensman	11	Anna	22:35.3	35	T
47	Josie Weaver	9	Sum. Co. Day	22:37.4	36	
48	Kaylie Kipp	12	Anna	22:37.6	37	T
49	Anna Mark	11	Cedarville	22:40.4	38	
50	Elizabeth Dunham	12	Cedarville	22:48.2	39	
51	Elizabeth Cahall	9	Georgetown	22:49.4	40	
52	Addie Necco	9	Seven Hills	23:03.0	41	
53	Miriam Gehret	9	Versailles	23:03.1	42	
54	Ellie Moran	12	Sum. Co. Day	23:03.4	43	
55	Aleena Cook	11	Cedarville	23:07.4	44	
56	Anna Reineck	11	Sum. Co. Day	23:08.8	45	
57	Morgan Riley	12	Sum. Co. Day	23:09.8	46	
58	Grace Gutman	9	Botkins	23:20.1	47	
59	Kylee Freeman	11	Arcanum	23:21.6	48	
60	Hailey Unger	12	Arcanum	23:22.5	49	
61	Erin Frederick	9	Versailles	23:22.5	50	
62	Carley Timmerman	10	Versailles	23:24.9	51	
63	Rachel Tarwater	11	Cedarville	23:29.1	52	
64	Karley Michel	12	Sum. Co. Day	23:31.8	53	
65	Riley Jones	12	Seven Hills	23:41.3	54	
66	Emma Minor	9	Cedarville	23:46.5	55	
67	Delaney Barga	12	Versailles	23:46.5	56	
68	Malanie Maurer	10	Botkins	23:48.9	57	
69	Breann Reaman	12	Anna	23:51.1	58	T
70	Ava Egbert	10	Botkins	23:53.7	59	
71	Alaina Jutte	11	Botkins	24:01.6	60	
72	Anna Knox	9	West Liberty-Salem	24:12.9	61	T
73	Lani Hollinger	11	Arcanum	24:18.5	62	
74	Hope Bixler	12	Anna	24:27.7	63	T
75	Caitlyn Sweet	12	Georgetown	24:29.0	64	
76	Annelise Hawgood	11	Seven Hills	24:49.2	65	
77	Hattie Culpepper	9	Seven Hills	25:04.3	66	



Race 1 - Div 3 Girls - 5K

10/30/2021 - 9:00 am

Individual Results

Place	Name	Grade	Team	Time	Points
78	Ariel Riddle	9	Georgetown	25:14.3	67
79	Gigi Hawgood	11	Seven Hills	25:22.8	68
80	Abigail Li	11	Seven Hills	25:43.0	69
81	Hannah Conover	12	Cedarville	25:53.8	70
82	Alivia Free	9	Botkins	26:09.9	71
83	Alexis Corbin	9	Georgetown	26:22.4	72
84	Autumn Sanders	9	Georgetown	26:24.1	73
85	Noel Kira	10	Cedarville	26:59.2	74
86	Olivia Pohl	11	Seven Hills	27:35.6	75
87	Zoe DeHut	9	Arcanum	28:39.2	76
88	Olivia Henson	11	Georgetown	28:50.7	77

