
























Race 4 - Div 2 Boys - 5K

10/30/2021 - 1:00 pm

Team Results














Place	Team	Score	Team Time	Runner Avg	Avg Mile	5 Man Gap	Finish Order	Scoring Order
1	 Marlington	31	Q 1:26:43	17:21	5:35	1:14	1-2-6-11-19-37-39	1-2-5-9-14-28-29
2	 Woodridge	119	Q 1:30:55	18:11	5:52	1:05	7-17-29-42-55-62-106	6-13-23-32-45-49-85
3	 Cloverleaf	155	Q 1:32:00	18:24	5:56	0:55	15-32-47-48-53-79-115	12-25-37-38-43-63-94
4	 Hawken	161	Q 1:31:47	18:22	5:55	2:06	5-27-34-45-93-101-103	4-21-26-35-75-82-84
5	 West Geauga	179	Q 1:32:31	18:31	5:58	1:02	23-25-49-61-71-85-120	17-19-39-48-56-69-99
6	 Field	188	Q 1:32:51	18:35	5:59	0:56	28-30-44-65-72-112-114	22-24-34-51-57-91-93
7	 Bay	199	1:32:52	18:35	5:59	1:26	8-35-54-74-78-92-102	7-27-44-59-62-74-83
8	 Chagrin Falls	232	1:33:43	18:45	6:02	2:26	9-12-66-76-122-135-143	8-10-52-61-101-114-122
9	 Keystone	245	1:33:58	18:48	6:03	1:30	13-52-69-82-88-138-145	11-42-55-66-71-117-124
10	 Chardon NDCL	245	1:34:07	18:50	6:04	1:28	26-41-56-90-94-140-150	20-31-46-72-76-119-129
11	 CVCA	255	1:33:30	18:42	6:02	3:01	3-24-83-86-118-127-141	3-18-67-70-97-106-120
12	 Salem	284	1:35:18	19:04	6:09	1:14	50-51-63-80-110-129-134	40-41-50-64-89-108-113
13	 Fair. Park Fairview	297	1:35:29	19:06	6:09	1:51	20-46-91-107-108-128-142	15-36-73-86-87-107-121
14	 Tallmadge	300	1:35:28	19:06	6:09	1:08	40-58-84-95-96-126-151	30-47-68-77-78-105-130
15	 West Branch	357	1:37:05	19:25	6:15	2:38	22-43-116-119-136-139-147	16-33-95-98-115-118-126
16	 Akron SVSM	382	1:37:33	19:31	6:17	0:50	75-81-98-109-111-131-132	60-65-79-88-90-110-111
17	 Beachwood	436	1:38:58	19:48	6:23	1:08	73-100-113-123-124-148-153	58-81-92-102-103-127-132
18	 Jefferson Area	466	1:39:53	19:59	6:26	1:34	68-117-121-125-133-146-149	54-96-100-104-112-125-128
19	 Ash. Edgewood	481	1:40:35	20:07	6:29	1:56	67-99-130-137-144-152	53-80-109-116-123-131
DNP	 Tuslaw		36:10	18:05	5:50		21-31	2 Runners
DNP	 Poland Seminary		36:22	18:11	5:52		4-70	2 Runners



Race 4 - Div 2 Boys - 5K

10/30/2021 - 1:00 pm

Team Results

Place	Team	Score	Team Time	Runner Avg	Avg Mile	5 Man Gap	Finish Order	Scoring Order
DNP	 CF Northwest		37:01	18:31	5:58		33-59	2 Runners
DNP	 W.S. Northwestern		37:33	18:47	6:03		14-105	2 Runners
DNP	 Orange		37:42	18:51	6:04		38-89	2 Runners
DNP	 Firelands		38:30	19:15	6:12		60-104	2 Runners
DNP	 Coventry		17:45	17:45	5:43		10	1 Runner
DNP	 Grand Valley		17:52	17:52	5:45		16	1 Runner
DNP	 Lakeview		17:53	17:53	5:46		18	1 Runner
DNP	 Ak. Springfield		18:20	18:20	5:54		36	1 Runner
DNP	 Girard		18:45	18:45	6:03		57	1 Runner
DNP	 Streetsboro		18:57	18:57	6:06		64	1 Runner
DNP	 Ursuline		19:07	19:07	6:09		77	1 Runner
DNP	 Lake Cath.		19:18	19:18	6:13		87	1 Runner
DNP	 Orrville		19:34	19:34	6:18		97	1 Runner



Race 4 - Div 2 Boys - 5K

10/30/2021 - 1:00 pm

Individual Results

Place	Name	Grade	Team	Time	Points	
1	Noah Graham	12	Marlington	16:41.7	1	T
2	Colin Cernansky	10	Marlington	16:54.7	2	T
3	Drennan Akins	12	CVCA	16:59.7	3	I
4	Logan Flament	11	Poland Seminary	17:22.3		I
5	Nick Garcia-Whitko	10	Hawken	17:23.1	4	T
6	Nash Minor	11	Marlington	17:25.3	5	T
7	Aaron Dutt	12	Woodridge	17:40.0	6	T
8	Michael Muccio	12	Bay	17:40.8	7	I
9	Hunter Longo	12	Chagrin Falls	17:42.6	8	I
10	Tyson Denison	11	Coventry	17:44.4		I
11	Liam Blake	12	Marlington	17:44.7	9	T
12	Isaac Bourne	12	Chagrin Falls	17:46.5	10	I
13	Stephen Faltay	12	Keystone	17:48.0	11	I
14	Kade Tegtmeier	10	W.S. Northwestern	17:49.2		I
15	Luke Malena	12	Cloverleaf	17:49.5	12	T
16	David Steimle	11	Grand Valley	17:51.4		I
17	Sam Su	10	Woodridge	17:51.8	13	T
18	Zac Haley	11	Lakeview	17:52.6		I
19	Michael Nicholls	10	Marlington	17:55.7	14	T
20	Jason Cook	12	Fair. Park Fairview	17:56.8	15	I
21	Jack Swartz	11	Tuslaw	17:57.8		I
22	Josiah Hicks	12	West Branch	17:59.2	16	I
23	Daniel Kearns	11	West Geauga	18:00.6	17	T
24	Lucas Mitchell	10	CVCA	18:01.9	18	I
25	Matt Dienes	10	West Geauga	18:03.7	19	T
26	Caden Linnert	12	Chardon NDCL	18:04.2	20	
27	Parker Carrus	10	Hawken	18:05.7	21	T
28	Blake Johnson	12	Field	18:06.5	22	T
29	Seth Singer	11	Woodridge	18:09.0	23	T
30	Owen Roberts	12	Field	18:10.6	24	T
31	Joe Joe Rolko	12	Tuslaw	18:12.2		
32	Nolan Freeland	12	Cloverleaf	18:13.6	25	T
33	Mario Zito	12	CF Northwest	18:13.6		
34	Sam Cohen	10	Hawken	18:14.6	26	T
35	Will Dunstan	10	Bay	18:15.8	27	
36	Peyton Carney	10	Ak. Springfield	18:19.8		
37	Cohen Boyce	11	Marlington	18:21.8	28	T
38	Brian Gent	11	Orange	18:23.5		
39	Luke Ryan	9	Marlington	18:23.6	29	T

Place	Name	Grade	Team	Time	Points	
40	Joey Naiman	10	Tallmadge	18:25.4	30	
41	Anthony Ciecierski	10	Chardon NDCL	18:27.0	31	
42	Steven Duffy	10	Woodridge	18:28.4	32	T
43	Michael Dorris	10	West Branch	18:30.2	33	
44	Joe Simonetti	12	Field	18:33.4	34	T
45	David Hamilton	12	Hawken	18:33.9	35	T
46	Ben Myers	11	Fair. Park Fairview	18:34.1	36	
47	Andrew Hibler	12	Cloverleaf	18:36.4	37	T
48	Brett Gucker	11	Cloverleaf	18:36.6	38	T
49	John Mikes	11	West Geauga	18:36.6	39	T
50	Will Madison	10	Salem	18:40.2	40	
51	Davin Koskinen	12	Salem	18:42.1	41	
52	John Wargo	12	Keystone	18:42.8	42	
53	Nathan Naples	11	Cloverleaf	18:43.6	43	T
54	James Chilton	11	Bay	18:44.8	44	
55	Will Holland	12	Woodridge	18:44.9	45	T
56	Brian Bates	11	Chardon NDCL	18:45.0	46	
57	Ricky Marsico	12	Girard	18:45.0		
58	Colin Adams	10	Tallmadge	18:45.6	47	
59	Dylan Easterling	10	CF Northwest	18:47.4		
60	Jackson Hartung	12	Firelands	18:47.7		
61	Grant Congdon	11	West Geauga	18:48.1	48	T
62	Andrew Shaheen	12	Woodridge	18:53.9	49	T
63	Parker Warren	9	Salem	18:54.1	50	
64	Zachary Vales	11	Streetsboro	18:57.0		
65	Ammon Hottensmith	11	Field	18:57.5	51	T
66	Christopher Baker	12	Chagrin Falls	18:58.7	52	
67	Kurt Corrigan	11	Ash. Edgewood	18:58.7	53	
68	Stephen Sly	11	Jefferson Area	18:58.8	54	
69	Micheal Gale	10	Keystone	18:59.3	55	
70	Andrew Biggs	12	Poland Seminary	18:59.7		
71	Lorenzo Linek	12	West Geauga	19:02.0	56	T
72	Sean Silk	10	Field	19:02.5	57	T
73	Gregory Perryman	12	Beachwood	19:03.1	58	
74	Patrick Melvin	12	Bay	19:03.6	59	
75	Sam Robinson	9	Akron SVSM	19:04.2	60	
76	Thomas Mooney	9	Chagrin Falls	19:05.8	61	
77	Jarett Gordulic	11	Ursuline	19:06.4		
78	Michael Hanselman	9	Bay	19:06.6	62	



Race 4 - Div 2 Boys - 5K

10/30/2021 - 1:00 pm

Individual Results

Place	Name	Grade	Team	Time	Points		Place	Name	Grade	Team	Time	Points	
79	Vova Herdman	11	Cloverleaf	19:07.9	63	T	118	Nathan Polidoro	12	CVCA	19:59.8	97	
80	Lucas Ziegler	12	Salem	19:07.9	64		119	Brian Boston	11	West Branch	20:00.6	98	
81	Andy Thomas	11	Akron SVSM	19:09.8	65		120	Dakota Deets	12	West Geauga	20:04.4	99	T
82	Evander Fedor	10	Keystone	19:10.1	66		121	Andrew Hitchcock	12	Jefferson Area	20:07.9	100	
83	Carter Lee	11	CVCA	19:11.1	67		122	Ryan Mateyo	12	Chagrin Falls	20:08.6	101	
84	Drew Black	11	Tallmadge	19:11.2	68		123	Max Kuenzler	10	Beachwood	20:10.9	102	
85	Chris Whiting	11	West Geauga	19:14.1	69	T	124	Vincent Crenshaw	11	Beachwood	20:11.1	103	
86	Leo Smith	11	CVCA	19:17.0	70		125	Josh Diehl	12	Jefferson Area	20:13.4	104	
87	Scott Schauer	12	Lake Cath.	19:17.2			126	Tanner Markley	10	Tallmadge	20:17.4	105	
88	Jack Cunningham	11	Keystone	19:17.3	71		127	Luke Coblentz	11	CVCA	20:21.3	106	
89	Chris Utech	10	Orange	19:18.2			128	Enzo Carlozzi	11	Fair. Park Fairview	20:22.6	107	
90	Matt Hoffman	10	Chardon NDCL	19:19.2	72		129	Andy Wilson	12	Salem	20:22.6	108	
91	Tyson Crandall	10	Fair. Park Fairview	19:23.2	73		130	Hunter Caruso	9	Ash. Edgewood	20:22.9	109	
92	Peyton Myers	9	Bay	19:24.4	74		131	Luca Ricchiuti	11	Akron SVSM	20:23.1	110	
93	Jeremy Hofius	9	Hawken	19:29.0	75	T	132	Steve Jones	11	Akron SVSM	20:23.3	111	
94	Drew Downing	9	Chardon NDCL	19:31.3	76		133	Grayson Moody	11	Jefferson Area	20:32.8	112	
95	Jake Tokash	11	Tallmadge	19:31.7	77		134	Hayden Thompson	10	Salem	20:33.5	113	
96	Eric Prior	11	Tallmadge	19:33.2	78		135	James Mooney	11	Chagrin Falls	20:35.5	114	
97	Josh Rittgers	11	Orrville	19:33.2			136	Owen Hoopes	11	West Branch	20:37.1	115	
98	Michael Walter	10	Akron SVSM	19:35.7	79		137	Drew Hlavtur	10	Ash. Edgewood	20:41.3	116	
99	Braylon Wetherbee	10	Ash. Edgewood	19:37.6	80		138	Michael Spatafore	11	Keystone	20:41.8	117	
100	Grant Wessler	12	Beachwood	19:37.7	81		139	Kyle Hoopes	12	West Branch	20:45.3	118	
101	Logan Miller	9	Hawken	19:38.2	82	T	140	Peter Wesen	11	Chardon NDCL	20:46.3	119	
102	Ian Ray	11	Bay	19:38.3	83		141	Josh Petschke	10	CVCA	20:48.9	120	
103	Mac McMillan	12	Hawken	19:40.3	84	T	142	Ben Stoessner	10	Fair. Park Fairview	20:51.5	121	
104	Anthony Januzzi	10	Firelands	19:41.8			143	Charles Asplin	12	Chagrin Falls	20:52.2	122	
105	Jacob Wakefield	11	W.S. Northwestern	19:43.8			144	Logan Swiger	12	Ash. Edgewood	20:53.9	123	
106	Robbie Champa	11	Woodridge	19:45.0	85	T	145	Carter Taylor	11	Keystone	21:00.1	124	
107	Darren VanSchoor	12	Fair. Park Fairview	19:46.8	86		146	Logan Furman	9	Jefferson Area	21:03.4	125	
108	Sam Durno	12	Fair. Park Fairview	19:47.8	87		147	Matthew Cederbloom	10	West Branch	21:15.1	126	
109	Dhiren Brickman	12	Akron SVSM	19:49.5	88		148	Henrik Burda	9	Beachwood	21:15.1	127	
110	Collin Helmick	11	Salem	19:53.7	89		149	Nathan Heinly	12	Jefferson Area	21:28.9	128	
111	Patrick Scahill	9	Akron SVSM	19:53.8	90		150	Sean Butler	9	Chardon NDCL	21:31.7	129	
112	Aiden Rich	12	Field	19:54.3	91	T	151	Angelo Miller	11	Tallmadge	21:52.2	130	
113	Caleb Berns	11	Beachwood	19:54.7	92		152	Ian McIntyre	12	Ash. Edgewood	22:01.8	131	
114	Carter Little	10	Field	19:54.9	93	T	153	David Steckner	11	Beachwood	23:53.8	132	
115	Hunter Stallings	11	Cloverleaf	19:55.4	94	T							
116	Dominic Ormiston	11	West Branch	19:57.1	95								
117	Zach Locy	12	Jefferson Area	19:59.2	96								



FinishTiming