
























Race 5 - Div 1 Girls - 5K
10/30/2021 - 3:00 pm
Team Results



















Place	Team	Score	Team Time	Runner Avg	Avg Mile	5 Man Gap	Finish Order	Scoring Order
1	 Shaker Hts.	89	Q 1:43:26	20:42	6:40	0:52	7-20-21-30-33-34-47	5-16-17-24-27-28-41
2	 Brunswick	153	Q 1:44:45	20:57	6:45	1:46	3-14-50-57-58-65-84	2-11-43-48-49-55-73
3	 Medina	153	Q 1:44:59	21:00	6:46	1:43	11-17-25-37-91-111-112	9-14-21-31-78-95-96
4	 Mas. Jackson	165	Q 1:45:39	21:08	6:49	0:45	23-24-45-46-56-88-155	19-20-39-40-47-75-137
5	 Mentor	192	Q 1:45:44	21:09	6:49	1:47	5-15-67-68-72-108-117	3-12-57-58-62-92-100
6	 Stow-Munroe Falls	212	Q 1:46:32	21:19	6:52	1:42	9-32-63-64-83-95-96	7-26-53-54-72-81-82
7	 Rocky River	237	Q 1:47:06	21:26	6:54	1:49	13-29-51-86-100-101	10-23-44-74-86-87
8	 Westlake	245	Q 1:46:12	21:15	6:51	2:56	1-19-81-93-94-102-125	1-15-70-79-80-88-108
9	 Avon	251	1:47:35	21:31	6:56	1:37	26-40-59-60-110-150	22-34-50-51-94-132
10	 Wadsworth	283	1:47:44	21:33	6:57	2:19	8-22-66-114-122-172-173	6-18-56-98-105-153-154
11	 Chardon	376	1:50:13	22:03	7:06	1:23	54-62-77-109-137-144-163	46-52-66-93-119-126-145
12	 Strongsville	377	1:49:34	21:55	7:04	2:50	6-49-98-138-145-149-167	4-42-84-120-127-131-149
13	 Bay	379	1:50:15	22:03	7:06	1:38	42-79-82-97-139-140-178	36-68-71-83-121-122-159
14	 Avon Lake	382	1:50:06	22:02	7:06	1:25	39-41-120-121-124-148-158	33-35-103-104-107-130-140
15	 Aurora	385	1:49:28	21:54	7:03	2:42	10-16-127-143-147-165-166	8-13-110-125-129-147-148
16	 Kenston	401	1:50:25	22:05	7:07	1:32	43-71-90-128-133-136-156	37-61-77-111-115-118-138
17	 Solon	412	1:51:15	22:15	7:10	2:14	52-73-76-113-160-161-164	45-63-65-97-142-143-146
18	 Cle. St. Joseph Acad.	417	1:50:56	22:12	7:09	2:07	36-44-118-132-152-181	30-38-101-114-134-162
19	 Uniont. Lake	428	1:51:04	22:13	7:09	2:02	31-99-107-115-146-159-168	25-85-91-99-128-141-150
20	 Hudson	429	1:50:56	22:12	7:09	1:49	35-69-123-129-141-151-153	29-59-106-112-123-133-135
21	 Steele	504	1:52:58	22:36	7:17	2:04	70-78-134-135-162-174-175	60-67-116-117-144-155-156



Race 5 - Div 1 Girls - 5K

10/30/2021 - 3:00 pm

Team Results

Place	Team	Score	Team Time	Runner Avg	Avg Mile	5 Man Gap	Finish Order	Scoring Order
22	 Mayfield	515	1:53:45	22:45	7:20	2:33	80-89-104-142-176-180-182	69-76-89-124-157-161-163
23	 Green	527	1:53:14	22:39	7:18	1:42	74-119-126-130-157-171	64-102-109-113-139-152
24	 Boardman	567	1:55:30	23:06	7:27	3:25	38-105-154-169-177-179	32-90-136-151-158-160
DNP	 Olmsted Falls		39:50	19:55	6:25		2-12	2 Runners
DNP	 Louisville		43:06	21:33	6:57		18-116	2 Runners
DNP	 Austintown-Fitch		43:35	21:48	7:01		27-131	2 Runners
DNP	 Lakewood		44:21	22:11	7:09		85-106	2 Runners
DNP	 Brecksville		19:55	19:55	6:25		4	1 Runner
DNP	 Mass. Perry		20:52	20:52	6:43		28	1 Runner
DNP	 GlenOak		21:23	21:23	6:53		48	1 Runner
DNP	 Berea-Midpark		21:27	21:27	6:55		53	1 Runner
DNP	 Magnificat		21:29	21:29	6:55		55	1 Runner
DNP	 Midview		21:36	21:36	6:57		61	1 Runner
DNP	 Twinsburg		21:52	21:52	7:03		75	1 Runner
DNP	 Buckeye		22:01	22:01	7:05		87	1 Runner
DNP	 Wooster		22:09	22:09	7:08		92	1 Runner
DNP	 Med Highland		22:20	22:20	7:12		103	1 Runner
DNP	 Paine. Riverside		24:07	24:07	7:46		170	1 Runner



Race 5 - Div 1 Girls - 5K

10/30/2021 - 3:00 pm

Individual Results

Place	Name	Grade	Team	Time	Points	
1	Sarah Peer	10	Westlake	19:16.1	1	T
2	Katie Clute	11	Olmsted Falls	19:23.0		I
3	Teodora Iovi	11	Brunswick	19:46.6	2	T
4	Anna Mehendale	12	Brecksville	19:54.6		I
5	Savannah Dennison	11	Mentor	19:59.4	3	T
6	Julia Isham	11	Strongsville	20:07.8	4	I
7	Mia Compton-Engle	12	Shaker Hts.	20:10.6	5	T
8	Kailyn Biecker	10	Wadsworth	20:15.5	6	I
9	Jayla Atkinson	10	Stow-Munroe Falls	20:17.1	7	T
10	Morgan Schmitt	12	Aurora	20:17.4	8	I
11	Jenna Razavi	12	Medina	20:21.4	9	T
12	Lillie Katsaras	12	Olmsted Falls	20:26.4		I
13	Brianna Chaves	10	Rocky River	20:26.7	10	T
14	Morgan Roth	12	Brunswick	20:27.4	11	T
15	Ada Sabo	10	Mentor	20:35.0	12	T
16	Grace Barto	11	Aurora	20:35.8	13	I
17	Mia Heine	10	Medina	20:36.0	14	T
18	Camryn Barker	12	Louisville	20:36.3		I
19	Ellie Irwin	10	Westlake	20:36.9	15	T
20	Darby Murlin	10	Shaker Hts.	20:38.3	16	T
21	Anna Carpenter	12	Shaker Hts.	20:38.5	17	T
22	Clare Nicholas	12	Wadsworth	20:44.7	18	I
23	Kailey Zagst	11	Mas. Jackson	20:46.0	19	T
24	Sofia Istnick	12	Mas. Jackson	20:47.4	20	T
25	Haley Black	9	Medina	20:48.3	21	T
26	Maddie Harrington	10	Avon	20:48.6	22	I
27	Elizabeth Spalding	9	Austintown-Fitch	20:49.8		I
28	Chloe Dostal	9	Mass. Perry	20:51.4		I
29	Katie Stirm	9	Rocky River	20:56.5	23	T
30	Elizabeth Murlin	10	Shaker Hts.	20:56.9	24	T
31	Daniela Scheffler	9	Uniont. Lake	20:57.6	25	I
32	Kendra Cassiday	12	Stow-Munroe Falls	20:58.1	26	T
33	Caroline Harrison	10	Shaker Hts.	21:01.7	27	T
34	Cami Blaszak	10	Shaker Hts.	21:01.7	28	T
35	Savannah Reaper	9	Hudson	21:05.1	29	
36	Grace Rowell	10	Cle. St. Joseph Acad.	21:07.0	30	
37	Cara Razavi	11	Medina	21:08.7	31	T
38	Gabby Vennetti	9	Boardman	21:09.8	32	

Place	Name	Grade	Team	Time	Points	
39	Kate Leininger	9	Avon Lake	21:10.6	33	
40	Liz White	12	Avon	21:12.4	34	
41	Kylie Bennington	10	Avon Lake	21:12.6	35	
42	Maeve Ransom	11	Bay	21:13.6	36	
43	Katy Klotz	12	Kenston	21:14.0	37	
44	Ali Blouch	11	Cle. St. Joseph Acad.	21:17.0	38	
45	Allie Hartnett	12	Mas. Jackson	21:17.4	39	T
46	Emily DeRosa	11	Mas. Jackson	21:17.6	40	T
47	Grace Kaelber	9	Shaker Hts.	21:21.7	41	T
48	Nora Salem	10	GlenOak	21:22.7		
49	Sydney Wingler	12	Strongsville	21:23.4	42	
50	Abby Bardwell	12	Brunswick	21:25.7	43	T
51	Carolyn Wanosik	10	Rocky River	21:26.5	44	T
52	Sarah Baker	11	Solon	21:26.7	45	
53	Brooke Bechtel	11	Berea-Midpark	21:26.9		
54	Rae Kawalec	10	Chardon	21:28.2	46	
55	Mariella Mayer	10	Magnificat	21:28.8		
56	Sophia Reed	10	Mas. Jackson	21:30.4	47	T
57	Lindsay Wolf	11	Brunswick	21:32.3	48	T
58	Amber Kemmann	9	Brunswick	21:32.5	49	T
59	Anika Singh	9	Avon	21:34.2	50	
60	Carolina Reed	9	Avon	21:34.5	51	
61	Audrey Sanzone	12	Midview	21:35.4		
62	Eve Downs	10	Chardon	21:35.9	52	
63	Hannah Hartenberg	12	Stow-Munroe Falls	21:37.5	53	T
64	Sydney Pitcovich	11	Stow-Munroe Falls	21:40.1	54	T
65	Emma Bradbury	10	Brunswick	21:40.8	55	T
66	Eliana Wilson	9	Wadsworth	21:40.8	56	
67	Madison Clark	11	Mentor	21:41.4	57	T
68	Casey Wachhaus	12	Mentor	21:41.4	58	T
69	Lena Clemens	11	Hudson	21:41.8	59	
70	Marisa Del Valle	12	Steele	21:41.8	60	
71	Cece Paglia	11	Kenston	21:42.8	61	
72	Marina Roeder	11	Mentor	21:46.1	62	T
73	Jada Freeman	12	Solon	21:49.1	63	
74	Avery Price	9	Green	21:50.2	64	
75	Sophie Besett	12	Twinsburg	21:51.3		
76	Ellie Radis	12	Solon	21:51.8	65	



Race 5 - Div 1 Girls - 5K

10/30/2021 - 3:00 pm

Individual Results

Place	Name	Grade	Team	Time	Points
77	Katie Snyder	12	Chardon	21:53.7	66
78	Catherine Turner	11	Steele	21:57.0	67
79	Lexie Bechtel	12	Bay	21:58.0	68
80	Mai Ly Marella	11	Mayfield	21:58.5	69
81	Sydney Peer	11	Westlake	21:58.7	70 T
82	Brooklyn Marriott	9	Bay	21:58.7	71
83	Samantha Fobean	12	Stow-Munroe Falls	21:58.9	72 T
84	Samantha Roth	12	Brunswick	21:58.9	73 T
85	Teeghan McGann	12	Lakewood	21:59.7	
86	Jane Rathbun	9	Rocky River	22:00.1	74 T
87	Audrey Graham	11	Buckeye	22:00.3	
88	Ella Degenhard	9	Mas. Jackson	22:00.8	75 T
89	Emma Burkey	11	Mayfield	22:01.1	76
90	Paige Masson	11	Kenston	22:02.5	77
91	Ruth Schmeller	10	Medina	22:04.2	78 T
92	Rachel Cornelius	12	Wooster	22:08.2	
93	Stephanie Nivellini	10	Westlake	22:08.5	79 T
94	Maggie Hennessey	9	Westlake	22:11.7	80 T
95	Deena Ingrassia	10	Stow-Munroe Falls	22:12.4	81 T
96	Andrea Perrotta	12	Stow-Munroe Falls	22:12.5	82 T
97	Abbie Dent	11	Bay	22:13.1	83
98	Haylee Smith	9	Strongsville	22:13.7	84
99	Sierra Delahanty	12	Uniont. Lake	22:14.9	85
100	Grace Lavelle	9	Rocky River	22:15.7	86 T
101	Allie Dewey	9	Rocky River	22:15.7	87 T
102	Avery Douglas	10	Westlake	22:16.7	88 T
103	Kelsey Sheridan	11	Med Highland	22:19.1	
104	Fatima Sardo-Longo	9	Mayfield	22:19.7	89
105	Morgan Russo	10	Boardman	22:20.6	90
106	Josie Kavc	9	Lakewood	22:20.9	
107	Lily Cross	9	Uniont. Lake	22:22.7	91
108	Ashley Cooper	12	Mentor	22:24.0	92 T
109	Cate Dawson	10	Chardon	22:24.2	93
110	Anna Argabright	10	Avon	22:24.9	94
111	Kylie O'Cull	10	Medina	22:26.1	95 T
112	Janelle Gehman	11	Medina	22:26.7	96 T
113	Jessie Kwiatkowski	12	Solon	22:26.9	97
114	Rachel Murphy	12	Wadsworth	22:28.3	98
115	Riley Holland	9	Uniont. Lake	22:29.1	99

Place	Name	Grade	Team	Time	Points
116	Bailey Menegay	12	Louisville	22:29.6	
117	Addison Lyles	10	Mentor	22:30.8	100 T
118	Carlee Blankenship	12	Cle. St. Joseph Acad.	22:32.5	101
119	Paige Miller	11	Green	22:33.4	102
120	Erin Boland	12	Avon Lake	22:33.4	103
121	Termeh Shahmir	9	Avon Lake	22:33.5	104
122	Rowan King	9	Wadsworth	22:33.9	105
123	Emma Beegle	12	Hudson	22:34.6	106
124	Kiera Byrne	9	Avon Lake	22:35.5	107
125	Christina Ware	10	Westlake	22:37.0	108 T
126	Olivia Fortner	12	Green	22:37.5	109
127	Kayla Kane	11	Aurora	22:38.7	110
128	Sarah Roman	11	Kenston	22:39.7	111
129	Story Jones	12	Hudson	22:40.1	112
130	Caroline Witmer	9	Green	22:40.1	113
131	Kristin Yeager	12	Austintown-Fitch	22:44.5	
132	Addy McGee	9	Cle. St. Joseph Acad.	22:45.0	114
133	Emerson Greene	10	Kenston	22:45.8	115
134	Aurora Wilson	11	Steele	22:46.2	116
135	Leah Gerke	12	Steele	22:46.8	117
136	Brianna McIvor	9	Kenston	22:48.7	118
137	Giada DAgostino	10	Chardon	22:50.6	119
138	Renee Cicco	9	Strongsville	22:51.1	120
139	Erin Belveal	9	Bay	22:51.3	121
140	Isabella Wyman	10	Bay	22:53.3	122
141	Claire Campanelli	12	Hudson	22:53.5	123
142	Lola Vigliotti	10	Mayfield	22:54.5	124
143	Alexis Horvath	11	Aurora	22:56.2	125
144	Morgan Fisher	12	Chardon	22:57.2	126
145	Tina Varis	10	Strongsville	22:57.2	127
146	June Price	9	Uniont. Lake	22:59.1	128
147	Sydney Langell	9	Aurora	22:59.2	129
148	Sally Butler	9	Avon Lake	22:59.5	130
149	Skye Nye	9	Strongsville	23:03.3	131
150	Savannah Reed	11	Avon	23:07.2	132
151	Dakota Kwasney	9	Hudson	23:08.4	133
152	Emma Hvizdos	12	Cle. St. Joseph Acad.	23:13.9	134



Race 5 - Div 1 Girls - 5K

10/30/2021 - 3:00 pm

Individual Results

Place	Name	Grade	Team	Time	Points
153	Sienna Pinson	9	Hudson	23:15.9	135
154	Mackenzie Riccitelli	10	Boardman	23:20.0	136
155	Gianna Hudas	10	Mas. Jackson	23:22.8	137 T
156	Jennifer Kapcio	12	Kenston	23:26.8	138
157	Jillian Huff	10	Green	23:32.1	139
158	Sophia Elios	10	Avon Lake	23:37.0	140
159	Lauren Warder	12	Uniont. Lake	23:38.5	141
160	Ava Esser	9	Solon	23:40.4	142
161	Natalie Miller	12	Solon	23:42.6	143
162	Winter Carrell	9	Steele	23:45.8	144
163	Cantrelle Williams	12	Chardon	23:53.3	145
164	Meghna Bettaiah	12	Solon	23:59.8	146
165	Elizabeth Evans	12	Aurora	24:00.8	147
166	Carolina Cardaman	12	Aurora	24:01.3	148
167	Jesse Castle	10	Strongsville	24:03.5	149
168	Adison Wierzbicki	9	Uniont. Lake	24:05.3	150
169	Sadie Ohl	9	Boardman	24:05.3	151
170	Taylor Jasinski	11	Paine. Riverside	24:06.7	
171	Gracie Budziak	11	Green	24:08.9	152
172	Karlee Adams	12	Wadsworth	24:08.9	153
173	Samantha Turner	11	Wadsworth	24:13.2	154
174	Angelina Williams	12	Steele	24:15.4	155
175	Katherine Low	9	Steele	24:24.8	156
176	Isabelle Hantus	10	Mayfield	24:30.8	157
177	Morgan Auck	10	Boardman	24:33.9	158
178	Evelyn Ray	10	Bay	24:42.1	159
179	Sarah Bero	9	Boardman	24:49.7	160
180	Adrienne Fekete	11	Mayfield	25:03.3	161
181	Keira Leneghan	10	Cle. St. Joseph Acad.	25:06.3	162
182	Stacy Kovaleva	11	Mayfield	25:27.4	163

