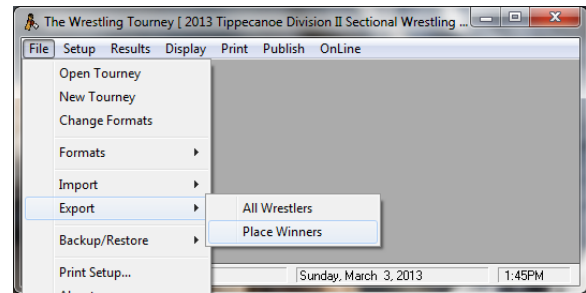
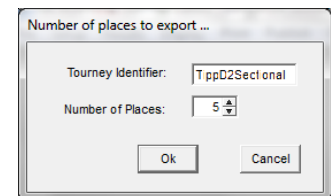


# Export Advancers from The Wrestling Tourney - version 7.0+

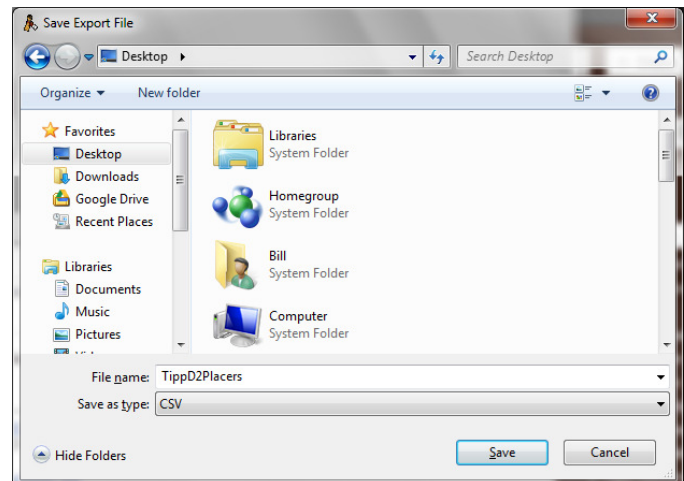
1. Go to **File**, down to **Export**, select **Place Winners**, and hit **Enter**.



2. Enter **Tournament Identifier** and select **Number of Places** that are advancing.



3. Give the file a **Name** (of your tournament), it will save as a **CSV file**, and put it where you can find it (**Desktop**). Then **Save** it.



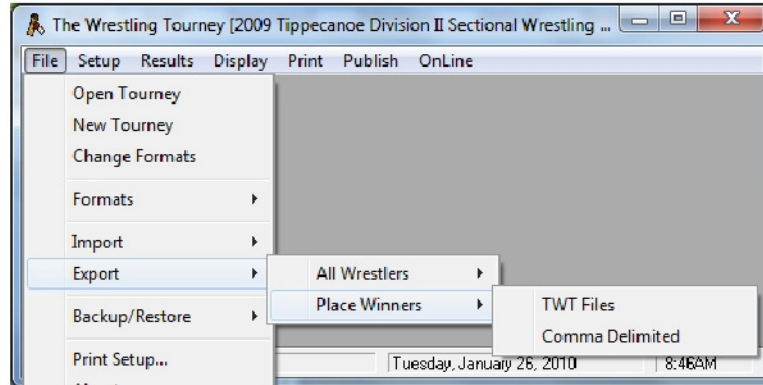
4. One file will be created with the names and abbreviations of the teams as well as the **Weight, Name, School Abbreviation, Grade Level, Record, and Place** of the Wrestlers for

	A	B	C	D	E	F	G	H
6	t	Milton-Union	MUNI					
7	t	Monroe	MONR					
8	t	Oakwood	OAKW					
9	t	Tippecanoe	TIPP					
10	t	Valley View	VVIE					
11	w	106 Kyle Bussard	VVIE	10	23	8	1st TippD2Sectional	
12	w	106 Caleb Houser	BLOG	10	28	10	2nd TippD2Sectional	
13	w	106 Nathan Whitman	FRAN	10	20	10	3rd TippD2Sectional	
14	w	106 Lance Houchin	BELL	9	19	22	4th TippD2Sectional	
15	w	106 Ryan Arnold	MONR	9	27	16	5th TippD2Sectional	
16	w	113 Forrest Brewer	FRAN	12	23	4	1st TippD2Sectional	

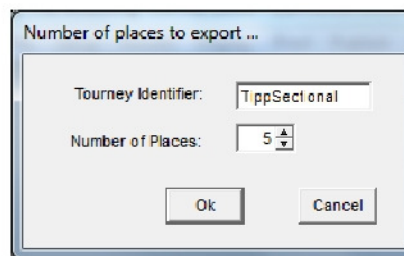
your Tournament and Placers designated in Step 2 above. Attach it to an e-mail to the district manager/computer designee.

## To export advancers in The Wrestling Tourney - Early Version

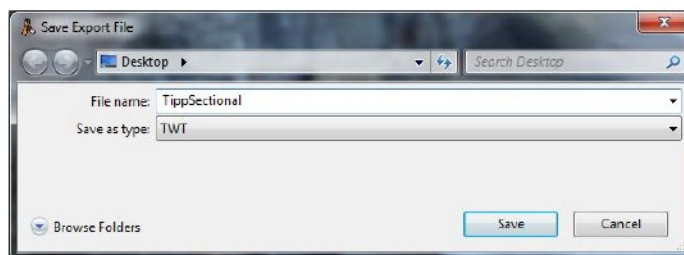
1. Go to **File**, down to **Export**, select **Place Winners**, and then choose **TWT Files**.



2. Enter **Tournament Identifier** and select **Number of Places** that are advancing.



3. Give the file a **Name**, save it as **TWT file**, and put it where you can find it (**Desktop**). Then **Save** it.



4. Two files will be created: **Filename.xTm** and **Filename.xWr**  
Attach the two files to an e-mail to the district manager/computer designee.