
























Race 3 - Section C - Div 1-2 Girls Open - 5K

08/21/21 - 11:10 am










Team Results

Place	Team	Score	Team Time	Runner Avg	Avg Mile	5 Man Gap	Finish Order	Scoring Order
1	 Mason	35	1:51:52	22:23	7:13	1:17	3-5-7-12-13-14-22	2-4-6-11-12-13-20
2	 Centerville	82	1:55:29	23:06	7:27	1:36	4-10-21-27-29-30-36	3-9-19-25-26-27-33
3	 Hil. Davidson	130	1:57:45	23:33	7:35	2:30	6-19-20-34-64-71-107	5-17-18-31-59-65-94
4	 Olen. Liberty	131	1:58:02	23:37	7:36	1:30	16-18-32-33-44-58-62	15-16-29-30-41-54-58
5	 Loveland	188	2:00:41	24:09	7:47	1:20	25-31-40-47-60-61-66	23-28-37-44-56-57-61
6	 Medina	206	2:01:35	24:19	7:50	1:10	26-37-49-54-56-85-97	24-34-46-50-52-76-86
7	 Thom. Worthington	220	2:00:15	24:03	7:45	5:10	1-45-48-57-88	1-42-45-53-79
8	 West Clermont	225	2:02:01	24:25	7:52	5:01	8-9-11-103-130-131-138	7-8-10-90-110-111-115
9	 Oak Hills	228	2:02:12	24:27	7:52	2:14	15-46-53-65-68-69-90	14-43-49-60-62-63-81
10	 Dover	235	2:02:47	24:34	7:55	2:07	24-43-50-59-80-147-154	22-40-47-55-71-121-125
11	 Rocky River	276	2:04:33	24:55	8:02	2:41	23-42-73-74-94-114	21-39-66-67-83-99
12	 Fairmont	339	2:07:13	25:27	8:12	2:46	39-52-87-89-112-163-169	36-48-78-80-97-132-136
13	 Strongsville	345	2:07:32	25:31	8:13	2:49	41-55-76-98-115-139-168	38-51-69-87-100-116-135
14	 Upper Arlington	361	2:07:48	25:34	8:14	0:24	75-79-81-83-86-91-109	68-70-72-74-77-82-95
15	 Dub. Jerome	385	2:09:29	25:54	8:21	2:58	38-82-95-104-118-121-125	35-73-84-91-102-105-108
16	 Tol. St. Ursula Acad.	445	2:12:01	26:25	8:30	1:25	84-96-101-105-120-123-140	75-85-89-92-104-106-117
17	 Newark	471	2:14:14	26:51	8:39	4:25	35-106-133-136-144-166-173	32-93-112-114-120-133-138
18	 Lancaster	514	2:16:44	27:21	8:49	3:47	70-113-119-151-155-160-167	64-98-103-123-126-129-134
19	 Gah. Lincoln	574	2:20:42	28:09	9:04	2:34	111-116-150-158-159	96-101-122-127-128
20	 Licking Hts.	586	2:22:29	28:30	9:11	4:42	99-129-143-162-176-189-191	88-109-119-131-139-145-146
21	 River View	611	2:23:05	28:37	9:13	2:42	124-134-153-161-171-183-199	107-113-124-130-137-143-148

Race 3 - Section C - Div 1-2 Girls Open - 5K

08/21/21 - 11:10 am

Team Results

Place	Team	Score	Team Time	Runner Avg	Avg Mile	5 Man Gap	Finish Order	Scoring Order
22	 Wor. Kilbourne	685	2:38:13	31:39	10:12	5:22	141-177-181-182-186-193	118-140-141-142-144-147
DNP	 Logan		2:31:39	37:55	12:13		190-195-203-210	4 Runners
DNP	 Avon		1:14:18	24:46	7:59		17-51-108	3 Runners
DNP	 Little Miami		1:26:20	28:47	9:16		142-149-165	3 Runners
DNP	 Ashland		1:05:18	32:39	10:31		178-187	2 Runners
DNP	 Mil. Edison		1:11:33	35:47	11:31		194-198	2 Runners
DNP	 Ottawa-Glandorf		20:57	20:57	6:45		2	1 Runner
DNP	 Streetsboro		25:29	25:29	8:12		78	1 Runner
DNP	 Franklin		39:49	39:49	12:49		205	1 Runner

Race 3 - Section C - Div 1-2 Girls Open - 5K

08/21/21 - 11:10 am

Individual Results

Place	Name	Grade	Team	Time	Points
1	Leila Bousedra	12	Thom. Worthington	20:38.6	1
2	Fortman Alexa	11	Ottawa-Glandorf	20:56.3	
3	Ashley Robey	12	Mason	21:31.8	2
4	Mia Fry	9	Centerville	22:06.0	3
5	Andrea Berkebile	11	Mason	22:13.0	4
6	Laney Tarr	9	Hil. Davidson	22:29.4	5
7	Avery Legault	10	Mason	22:32.0	6
8	Claire Hanna	11	West Clermont	22:35.1	7
9	Calista Binning	9	West Clermont	22:36.0	8
10	Audrey Cline	11	Centerville	22:41.8	9
11	Sophie Curtis	10	West Clermont	22:43.3	10
12	Maddie Jones	9	Mason	22:46.8	11
13	Gabriella Janis	12	Mason	22:47.9	12
14	Magdalena Frelek	10	Mason	22:49.0	13
15	Madison Coster	10	Oak Hills	22:53.1	14
16	Holly Gluck	12	Olen. Liberty	22:55.5	15
17	Rylee Yonkers	12	Avon	23:08.1	
18	Natalie Kramer	12	Olen. Liberty	23:09.1	16
19	Sophia Walker	11	Hil. Davidson	23:13.1	17
20	Ashley Alsko	9	Hil. Davidson	23:14.9	18
21	Francesca Irwin	12	Centerville	23:22.4	19
22	Elise Lockett	10	Mason	23:25.7	20
23	Grace Lavelle	9	Rocky River	23:26.2	21
24	Tegan Dugger	10	Dover	23:28.1	22
25	Justine Cooper	9	Loveland	23:28.5	23
26	Lindsay Jones	11	Medina	23:34.7	24
27	Jaina Masek	12	Centerville	23:36.8	25
28	Alexa Crociata	11	Mason	23:39.0	
29	Claire Drylie	9	Centerville	23:41.6	26
30	Ellie Brandt	10	Centerville	23:43.6	27
31	Lauren Poteet	12	Loveland	23:44.4	28
32	Sarah Okonak	9	Olen. Liberty	23:45.6	29
33	Torrance Turner	12	Olen. Liberty	23:46.4	30
34	Rachel Michael	11	Hil. Davidson	23:48.5	31
35	Ava Woodburn	9	Newark	23:49.8	32
36	Mia Kaufman	11	Centerville	23:55.1	33
37	Abby Petz	9	Medina	24:00.9	34
38	Kerrie Cheng	11	Dub. Jerome	24:04.8	35
39	Sophia Raucci	11	Fairmont	24:05.8	36

Place	Name	Grade	Team	Time	Points
40	Bella Dillhoff	12	Loveland	24:07.9	37
41	Maiti Walsh	11	Strongsville	24:09.8	38
42	Julia Mafriaci	11	Rocky River	24:20.8	39
43	Leigh Arbogast	12	Dover	24:22.2	40
44	Sophia Heckman	9	Olen. Liberty	24:24.9	41
45	Layna Hughes	09	Thom. Worthington	24:29.3	42
46	Kellee Shay	10	Oak Hills	24:29.3	43
47	Samantha Badzik	12	Loveland	24:32.6	44
48	Mary Darling	09	Thom. Worthington	24:33.1	45
49	Hallee Dyer	10	Medina	24:33.2	46
50	Julia Weaver	12	Dover	24:34.6	47
51	Ashley Alspach	12	Avon	24:34.8	
52	Allison Smith	10	Fairmont	24:38.1	48
53	Bobbie Kassow	9	Oak Hills	24:39.3	49
54	Piper Jackson	9	Medina	24:41.6	50
55	Alaina Kelly	9	Strongsville	24:44.0	51
56	Ashley Kollar	10	Medina	24:44.5	52
57	Sayer Mondrach	10	Thom. Worthington	24:45.0	53
58	Kiersten Bushbaker	11	Olen. Liberty	24:45.3	54
59	Audrey Wallick	12	Dover	24:47.0	55
60	Mackenzie Liu	9	Loveland	24:47.6	56
61	Ava Westfall	11	Loveland	24:47.7	57
62	Morgan Ramsey	12	Olen. Liberty	24:49.2	58
63	Kylie Wolfe	11	Centerville	24:49.9	
64	Shelby Rockwell	9	Hil. Davidson	24:58.9	59
65	Robin John	11	Oak Hills	25:03.7	60
66	Grace Nunn	12	Loveland	25:03.9	61
67	Reagan Dell	10	Loveland	25:05.6	
68	Ashley Haarmeyer	10	Oak Hills	25:06.6	62
69	Riley Williams	10	Oak Hills	25:09.7	63
70	Katrina Costanzo	11	Lancaster	25:10.0	64
71	Eliza McDonald	10	Hil. Davidson	25:16.6	65
72	Carly Biederman	11	Centerville	25:17.8	
73	Reagan Connelly	10	Rocky River	25:18.8	66
74	Rosie Murray	9	Rocky River	25:19.3	67
75	Adelaide Petras	10	Upper Arlington	25:19.9	68
76	LeAnne Hawk	12	Strongsville	25:20.8	69
77	Emma Worrell	9	Centerville	25:26.9	
78	Kylee Malloy	12	Streetsboro	25:28.1	

Race 3 - Section C - Div 1-2 Girls Open - 5K

08/21/21 - 11:10 am

Individual Results

Place	Name	Grade	Team	Time	Points
79	Emily Vanderhorst	12	Upper Arlington	25:29.9	70
80	Natalie Coutts	10	Dover	25:34.8	71
81	Abigail Black	10	Upper Arlington	25:34.8	72
82	Daisy Kim	9	Dub. Jerome	25:35.7	73
83	Anna Peters	9	Upper Arlington	25:39.8	74
84	Adriana Drake	10	Tol. St. Ursula Acad.	25:40.7	75
85	Caroline Keller	12	Medina	25:40.9	76
86	Audrey Dungan	10	Upper Arlington	25:43.5	77
87	Katie Needles	10	Fairmont	25:47.7	78
88	Catherine Schaub	11	Thom. Worthington	25:48.6	79
89	Miranda Weiner	11	Fairmont	25:49.5	80
90	Sophie Morehead	11	Oak Hills	25:49.6	81
91	Haley Martin	12	Upper Arlington	25:50.2	82
92	Maria Bell	12	Olen. Liberty	26:01.4	
93	Ally Carpenter	10	Loveland	26:05.3	
94	Mia Hildebrand	10	Rocky River	26:07.2	83
95	Grace Kim	12	Dub. Jerome	26:14.6	84
96	Sydney Grill	11	Tol. St. Ursula Acad.	26:18.1	85
97	Alex Henry	12	Medina	26:18.5	86
98	Olivia Wingler	10	Strongsville	26:18.7	87
99	Carys Kenney	12	Licking Hts.	26:20.9	88
100	Mia Camacho	9	Olen. Liberty	26:22.3	
101	Anna Quicker	9	Tol. St. Ursula Acad.	26:24.6	89
102	Aubree Neura	11	Medina	26:25.2	
103	Ava Reveal	10	West Clermont	26:30.1	90
104	Mai Ly Campbell Oats	9	Dub. Jerome	26:30.7	91
105	Gianna Pappas	11	Tol. St. Ursula Acad.	26:31.1	92
106	Sarah Warner	9	Newark	26:32.8	93
107	Sophie Lin	12	Hil. Davidson	26:33.4	94
108	Catherine Biesterfeldt	9	Avon	26:34.4	
109	Noe Beaudoin	10	Upper Arlington	26:35.8	95
110	Sophia Tzagournis	12	Upper Arlington	26:37.3	
111	Mary Brown	9	Gah. Lincoln	26:39.1	96
112	Adysen David	9	Fairmont	26:51.4	97
113	Gracie Thress	12	Lancaster	26:51.7	98
114	Evelyn Lundin	10	Rocky River	26:54.3	99
115	Kate Carey	12	Strongsville	26:58.1	100
116	Camilla Zingale	10	Gah. Lincoln	27:00.2	101

Place	Name	Grade	Team	Time	Points
117	Sophia Mathews	11	Hil. Davidson	27:02.2	
118	Grace Xu	9	Dub. Jerome	27:02.3	102
119	Kaelyn Simcox	10	Lancaster	27:05.2	103
120	Makenzi Slater	9	Tol. St. Ursula Acad.	27:05.7	104
121	Caroline Xi	10	Dub. Jerome	27:06.9	105
122	Addison Mathy	10	Olen. Liberty	27:13.1	
123	Nora Gochenour	12	Tol. St. Ursula Acad.	27:13.2	106
124	Kirsten Courtright	10	River View	27:18.3	107
125	Gwyn Lai	12	Dub. Jerome	27:18.8	108
126	Addison Crichley	10	Dub. Jerome	27:23.3	
127	Jada Wernli	10	Dub. Jerome	27:24.8	
128	Katherine Sollinger	9	Upper Arlington	27:31.4	
129	Briana Summers	11	Licking Hts.	27:31.8	109
130	Chloe Johnson	10	West Clermont	27:35.7	110
131	Jenna Mayborg	11	West Clermont	27:36.1	111
132	Victoria Rossetti	10	Medina	27:40.1	
133	Grace McCray	11	Newark	27:41.2	112
134	Shyanne Rahn	12	River View	27:45.9	113
135	Jayce Conley	12	Hil. Davidson	27:53.2	
136	Aziah McGuire	11	Newark	27:55.2	114
137	Sophie Zhuang	10	Dub. Jerome	27:58.7	
138	Brooke Farmer	9	West Clermont	27:59.2	115
139	Chloe Wetland	9	Strongsville	28:00.5	116
140	Lizzie Zura	11	Tol. St. Ursula Acad.	28:04.2	117
141	Michelle Zhou	11	Wor. Kilbourne	28:04.3	118
142	Maria Snelling	12	Little Miami	28:12.9	
143	Lucy Kasler	12	Licking Hts.	28:12.9	119
144	Megan Rosengarten	11	Newark	28:14.5	120
145	Angel Ezirim	9	Dub. Jerome	28:15.6	
146	Makenzie Clor	10	Medina	28:18.8	
147	Emily Daniel	9	Dover	28:28.0	121
148	Kareena Jain	12	Dub. Jerome	28:30.1	
149	Isabeau Price	11	Little Miami	28:33.7	
150	Sophie Calendo	9	Gah. Lincoln	28:39.5	122
151	Lilly Neighborgall	10	Lancaster	28:40.2	123
152	Alyssa Cline	9	Dub. Jerome	28:41.5	
153	Cortney Bookless	10	River View	28:44.2	124
154	Anna Reineke	9	Dover	28:53.6	125
155	Ivery Ross	10	Lancaster	28:56.4	126

Race 3 - Section C - Div 1-2 Girls Open - 5K

08/21/21 - 11:10 am

Individual Results

Place	Name	Grade	Team	Time	Points
156	Anna Greenlee	9	Dub. Jerome	29:00.3	
157	Moyin Bankole	11	Dub. Jerome	29:02.5	
158	Hannah Brown	11	Gah. Lincoln	29:10.8	127
159	Katelyn Miller	9	Gah. Lincoln	29:12.2	128
160	Diana Woo	12	Lancaster	29:13.0	129
161	Taryn Tumblin	9	River View	29:16.6	130
162	Katelyn Trotto	11	Licking Hts.	29:20.2	131
163	Ella Grace Schultz	9	Fairmont	29:22.2	132
164	Paisley DeHan	9	Tol. St. Ursula Acad.	29:26.8	
165	Madie McCauley	10	Little Miami	29:33.0	
166	Joey Hupp	11	Newark	29:34.8	133
167	Lily Layne	10	Lancaster	29:44.7	134
168	Alyssa Ogg	9	Strongsville	29:50.4	135
169	Abigail Romstadt	9	Fairmont	29:52.3	136
170	Madelynn Spirk	9	Fairmont	29:53.1	
171	Leah Allen	10	River View	29:59.7	137
172	Isabella Ellis	9	Dub. Jerome	30:01.8	
173	Abigail Warner	11	Newark	30:10.8	138
174	Corinne Hallermann	9	Dub. Jerome	30:13.4	
175	Bailey Landrum	10	West Clermont	30:52.4	
176	Ally Huizinga	11	Licking Hts.	31:02.4	139
177	Ruby Nicoll	10	Wor. Kilbourne	31:12.3	140
178	Sara Hartson	12	Ashland	31:45.8	
179	Divija Kandru	10	Dub. Jerome	31:51.6	
180	Taylor McVay	12	Strongsville	32:10.0	
181	Maria Cuzzo	12	Wor. Kilbourne	32:44.7	141
182	Quinn McComb	9	Wor. Kilbourne	32:45.2	142
183	Ashlyn Tumblin	9	River View	32:59.4	143
184	Lucy Hartman	10	Dover	33:18.1	
185	Ava Royse	10	West Clermont	33:24.5	
186	Sylvia Shafran	11	Wor. Kilbourne	33:26.3	144
187	Natalie Thacker	12	Ashland	33:31.7	
188	Mimi Ghosh	12	Dub. Jerome	33:37.2	
189	Ryann Schindler	10	Licking Hts.	33:52.1	145
190	Hope Monk	11	Logan	33:57.0	
191	Taylor Petry	10	Licking Hts.	34:18.9	146
192	Olivia Wood	10	Dub. Jerome	34:36.5	
193	Smarna Kotti	10	Wor. Kilbourne	34:41.8	147
194	Brenna Chasney	12	Mil. Edison	34:59.2	

Place	Name	Grade	Team	Time	Points
195	Alandria Lewis	9	Logan	35:21.4	
196	Kaylee Yaw	9	Dub. Jerome	35:47.4	
197	Isabel George	9	Dub. Jerome	35:47.8	
198	Rory Conrad	9	Mil. Edison	36:33.8	
199	Kylie Roderick	9	River View	36:57.7	148
200	Sophie Chu	12	Dub. Jerome	37:00.9	
201	Mehek Naqvi	9	Dub. Jerome	37:32.9	
202	Sophia Tarrant	9	Dub. Jerome	37:50.7	
203	Allori Wolfe	11	Logan	38:41.4	
204	Pragalya Arumugam	9	Dub. Jerome	39:21.7	
205	Marisa Wagner	9	Franklin	39:48.4	
206	Maryann Larsen	9	Dub. Jerome	41:45.5	
207	Parama Ghosh	9	Dub. Jerome	42:41.4	
208	Isabella Maxwell	9	Dub. Jerome	42:53.4	
209	Nandini Eleswarapu	10	Dub. Jerome	42:57.3	
210	Josephene Carrell	9	Logan	43:38.4	