

POOL A

Name/ School	RD 1	RD 2	RD 3	RECORD	TEAM PTS.	PLACE
1 Jude Rosas BLI	2 ¹ W Dec 2.0 5-2	3 ⁷⁵ W Pin 4.0 1:14	BYE	4 1	26.0	1
2 Ethan Saneholtz NAP	1 ¹ L	BYE	3 ¹⁵⁰ W Pin 4.0 1:16	2 3	10.0	2
3 Lucas Carroll VBU X#	BYE	1 ⁷⁵ L	2 ¹⁵⁰ L	0 2	0.0	3

POOL B

Name/ School	RD 1	RD 2	RD 3	RECORD	TEAM PTS.	PLACE
4 Owen Bates VWE	5 ² W MD 3.0 15-4	6 ⁷⁶ L	BYE	3 2	18.0	2
5 Carter Shaner WAP X#	4 ² L	BYE	6 ¹⁵¹ L	1 2	2.0	3
6 Keaton Dicken CON	BYE	4 ⁷⁶ W Dec 2.0 5-3	5 ¹⁵¹ W Pin 4.0 2:48	3 2	17.0	1

POOL C

Name/ School	RD 1	RD 2	RD 3	RECORD	TEAM PTS.	PLACE
7 Layton Combs VBU	8	9 ⁷⁷ W Dec 2.0 7-6	BYE	1 2	4.0	1
8 BYE	7	BYE	9	0 0	0.0	3
9 Alex Lane BRY	BYE	7 ⁷⁷ L	8	2 2	10.0	2

POOL D

Name/ School	RD 1	RD 2	RD 3	RECORD	TEAM PTS.	PLACE
10 Zane Russell WAP	11 ³ W TF 3.5 17-1	12 ⁷⁸ W Pin 4.0 0:42	BYE	5 0	31.5	1
11 Corbin Phillips LSR	10 ³ L	BYE	12 ¹⁵² W Pin 4.0 1:01	1 3	6.0	2
12 Paxton Grime NAP X#	BYE	10 ⁷⁸ L	11 ¹⁵² L	0 2	0.0	3

POOLS A-D - First/Second Place Finishers

1 Jude Rosas BLI 226	1 Jude Rosas BLI W
11 Corbin Phillips LSR	Pin 1:10 11.0
9 Alex Lane BRY 227	Jude Rosas BLI Dec 5-3 ot 7.0
6 Keaton Dicken CON	6 Keaton Dicken CON Dec 10-8 9.0
7 Layton Combs VBU 228	4 Owen Bates VWE Pin 5:29 11.0
4 Owen Bates VWE	10 Zane Russell WAP Dec 9-3 7.0
2 Ethan Saneholtz NAP 229	10 Zane Russell WAP Pin 5:30 11.0
10 Zane Russell WAP	

Winners wrestle for 1st, Losers for 3rd

11 Corbin Phillips LSR 283	Alex Lane BRY Pin :52 6.0
9 Alex Lane BRY	

Winners wrestle for 5th place

7 Layton Combs VBU 284	Ethan Saneholtz NAP Dec 7-4 4.0
2 Ethan Saneholtz NAP	

**NON-PLACE POOL
3rd Place - POOLS A-D
ROUND 5**

3 Lucas Carroll VBU X# 285	5 Carter Sha AP X# Pin 3:50 3.0
5 Carter Shaner VAP X#	
8 BYE	0
12 Paxton Grime NAP X#	

2024 Wapak Invitational FINALS

POOL A 1			POOL B 1		
Jude Rosas BLI	vs	Zane Russell WAP	W Dec 11-7	4.0	
L					
POOL A 2			POOL B 2		
Keaton Dicken CON	vs	Owen Bates VWE	W Dec 9-4	2.0	
L					
POOL A 3			POOL B 3		
Alex Lane BRY	vs	Ethan Saneholtz NAP	L		
W Dec 7-0	2.0				

PLACE WINNERS

CHAMPION Zane Russell WAP	2nd PLACE Jude Rosas BLI
3rd PLACE Owen Bates VWE	4th PLACE Keaton Dicken CON
5th PLACE Alex Lane BRY	6th PLACE Ethan Saneholtz NAP

TIEBREAKER CRITERIA

- 1 Won the greater number of matches
- 2 Head to head victories.
- 3 Penalized the least number of team points for flagrant or unsportsmanlike conduct
- 4 Most team points earned.
- 5 Most team points for all for falls, defaults, forfeits, or dq
- 6 Greater number of technical falls.
- 7 Greater number of team points for major decision
- 8 Greater number of points for decisions
- 9 Greater number of pins in the least time
- 10 The wrestler who accumulated the quickest pin
- 11 Greatest total point differential for decisions
- 12 Coin flip.

POOL A DO NOT WRESTLE ROUND 1

Name/ School	RD 2	RD 3	RD 4	RECORD	TEAM PTS.	PLACE
1 Clayton Badida CON	2 79 W Pin 4.0 3:59	3 153 W Pin 4.0 0:56	4 230 W Pin 4.0 2:58	4 1	19.0	1
2 Carson Pummell WAP	1 79 L P1 -1.0	4 154 L	3 231 W Pin 4.0 1:49	3 2	13.0	3
3 Keaton Krabill LSR	4 80 L	1 153 L	2 231 L	0 4	0.0	4
4 Kaleb Krogman CEL	3 80 W Pin 4.0 0:54	2 154 W Pin 4.0 1:31	1 230 L	2 3	8.0	2

POOL B DO NOT WRESTLE ROUND 1

Name	RD 2	RD 3	RD 4	RECORD	TEAM PTS.	PLACE
5 Harrison Bohls NAP	6 81 W Pin 4.0 3:07	7 232 Bye 2.0	8 232 W Pin 4.0 3:28	4 0	23.0	1
6 Lucien Flores SPR	5 81 L	8 155 L	7	1 3	8.0	3
7 BYE	8	5	6	0 0	0.0	4
8 Joaquin Estrada VWE	7 232 Bye 2.0	6 155 W Pin 4.0 1:59	5 232 L	2 2	10.0	2

TIEBREAKER CRITERIA

- | | |
|---|--|
| 1 Won the greater number of matches | 7 Greater number of team points for major decision |
| 2 Head to head victories. | 8 Greater number of points for decisions |
| 3 Penalized the least number of team points for flagrant or unsportsmanlike conduct | 9 Greater number of pins in the least time |
| 4 Most team points earned. | 10 The wrestler who accumulated the quickest pin |
| 5 Most team points for all for falls, defaults, forfeits, or dq | 11 Greatest total point differential for decisions |
| 6 Greater number of technical falls. | 12 Coin flip. |

POOL A-B 1st & 2nd FOR PLACES 1-4

w 1 Clayton Badida CON 286	vs	Clayton Badida CON
8 Joaquin Estrada VWE	Dec 5-1	7.0
4 Kaleb Krogman CEL 287	vs	Harrison Bohls NAP
w 5 Harrison Bohls NAP	Pin 1:03	9.0

POOL A-B 3rd & 4th FOR PLACES 5-6

w 2 Carson Pummell WAP	vs	Carson Pummell WAP
7 BYE	0	Bye 6.0
3 Keaton Krabill LSR 288	vs	Lucien Flores SPR
w 6 Lucien Flores SPR	Pin :33	8.0

2024 Wapak Invitational FINALS

1st Place			
Clayton Badida CON	vs	Harrison Bohls NAP	
L		W Dec 14-10	4.0
3rd Place			
Joaquin Estrada VWE	vs	Kaleb Krogman CEL	
W Pin 2:21	4.0	L	
5th Place			
Carson Pummell WAP	vs	Lucien Flores SPR	
W Pin 2:23	4.0	L	

PLACE WINNERS

CHAMPION		2nd PLACE	
Harrison Bohls NAP		Clayton Badida CON	
3rd PLACE		4th PLACE	
Joaquin Estrada VWE		Kaleb Krogman CEL	
5th PLACE		6th PLACE	
Carson Pummell WAP		Lucien Flores SPR	

POOL A

Name/ School	RD 1	RD 2	RD 3	RECORD	TEAM PTS.	PLACE
1 Caden Mellott WAP	2 82 W Pin 4.0 1:23	3 156 W Pin 4.0 1:14	4 W Pin 4.0 1:35	4 1	27.5	1
2 Chester Blevins LSR	1 82 L	4 157 L	3 L			
3 Kristoff Melendrez CEL	4 83 L	1 156 L	2 W Pin 4.0 3:38			
4 Tommy Young VBU X#	3 83 W Pin 4.0 2:40	2 157 W MD 3.0 18-7	1 L			

POOL B

Name/ School	RD 1	RD 2	RD 3	RECORD	TEAM PTS.	PLACE
5 Triston Fellows NAP	6 84 Bye 2.0	7 158 W Pin 4.0 1:42	8 W Pin 4.0 5:13	2 2	17.0	1
6 BYE	5 84	8	7			
7 Jillian Sempkowski VWE X#	8 L	5 158 L	6			
8 Ky' Savion Hunter SAN	7 3:07 W Pin 4.0 2:51	6 Bye 2.0	5 L			

POOL C

Name/ School	RD 1	RD 2	RD 3	RECORD	TEAM PTS.	PLACE
9 Maalik Washington CON	10 85 W Pin 4.0 1:55	11 W Pin 4.0 1:13	12 Bye 2.0	3 1	20.0	1
10 Matthew Dunno VWE	9 85 L	12 159 Bye 2.0	11 233 W Pin 4.0 :58			
11 Jaime Martinez WAP X#	12 L	9 L	10 233 L			
12 BYE	11	10 159	9			

POOL D

Name/ School	RD 1	RD 2	RD 3	RECORD	TEAM PTS.	PLACE
13 Jadon Gyan VBU	14 86 W MD 3.0 20-7	15 W Pin 4.0 4:47	16 234 Bye 2.0	4 0	29.0	1
14 Raiden Rezabek BRY	13 86 L	16 160 Bye 2.0	15 235 W Pin 4.0 1:16			
15 Carter Counotte WAP X#	16 L	13 L	14 235 L			
16 BYE	15	14 160	13 234			

1st PLACE POOL FOR PLACES 1-4

W 1 Caden Mellott WAP 289	vs	Jadon Gyan VBU
L 5 Triston Fellows NAP		TF 23-5
L 9 Maalik Washington CON 290	vs	Jadon Gyan VBU
W 13 Jadon Gyan VBU		Dec 7-2

1st & 2nd PLACE POOLS - Bye RD. 4 will Wrestle RD. 5

2nd PLACE POOL FOR PLACES 5-6

W 4 Tommy Young 3U X# 291	vs	Tommy Young 3U X#
L 8 Ky' Savion Hunter SAN		Dec 10-6
W 10 Matthew Dunno VWE 292	vs	Matthew Dunno VWE
L 14 Raiden Rezabek BRY		Def 6.0

2024 Wapak Invitational FINALS

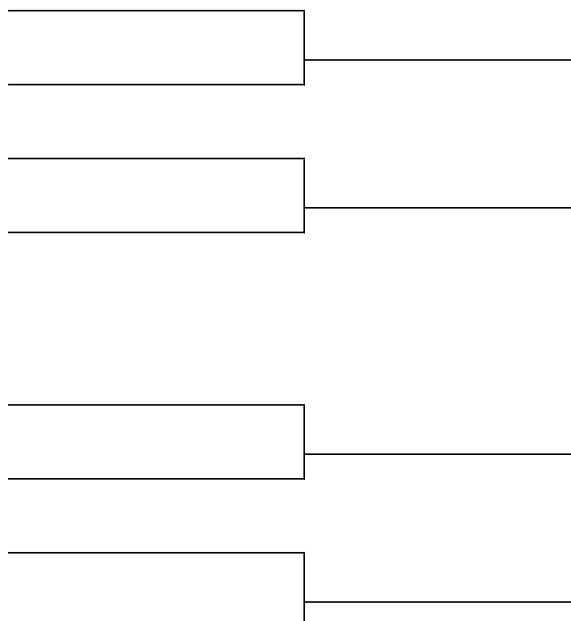
POOL A/B 1		POOL C/D 1	
Caden Mellott WAP	vs	Jadon Gyan VBU	
L		W Pin 3:37	6.0
POOL A/B 2		POOL C/D 2	
Triston Fellows NAP	vs	Maalik Washington CON	
L		W MD 10-2	3.0
POOL A/B 3		POOL C/D 3	
Tommy Young VBU	vs	Matthew Dunno VWE	
L		W Pin 1:23	4.0

PLACE WINNERS

CHAMPION Jadon Gyan VBU	2nd PLACE Caden Mellott WAP
3rd PLACE Maalik Washington CON	4th PLACE Triston Fellows NAP
5th PLACE Matthew Dunno VWE	6th PLACE Tommy Young VBU

TIEBREAKER CRITERIA

- 1 Won the greater number of matches
- 2 Head to head victories.
- 3 Penalized the least number of team points for flagrant or unsportsmanlike conduct
- 4 Most team points earned.
- 5 Most team points for all for falls, defaults, forfeits, or dq
- 6 Greater number of technical falls.
- 7 Greater number of team points for major decision
- 8 Greater number of points for decisions
- 9 Greater number of pins in the least time
- 10 The wrestler who accumulated the quickest pin
- 11 Greatest total point differential for decisions
- 12 Coin flip.



POOL A

Name/ School	RD 1	RD 2	RD 3	RD 4	RD 5	RECORD	TEAM PTS.	PLACE
1 Aaren King CEL	2 9 W Pin 4.0 2:09	4 87 W MD 3.0 1:14	3 161 W Pin 4.0 4:37	BYE	5 293 W Dec 2.0 4-3	5 1	31.0	1
2 Jake Altman NAP	1 9 L	BYE	4 162 L	5 236 L	3 294 L	0 4	0.0	
3 Carter Bledsoe VVE X#	BYE	5 88 L	1 161 L	4 237 L	2 294 W Pin 4.0 1:38	1 3	6.0	
4 Connor Vorhees WAP	5 10 L	1 87 L	2 162 W MD 3.0 13-1	3 237 W Pin 4.0 3:37	BYE	2 2	9.0	
5 Keegan Hoop VBU X#	4 10 W Dec 2.0 9-2	3 88 W TF 3.5 15-0	BYE	2 236 W Pin 4.0 1:41	1 293 L	3 2	11.5	2

POOL B

Name/ School	RD 1	RD 2	RD 3	RD 4	RD 5	RECORD	TEAM PTS.	PLACE
6 Griffin Jeffery BLI	7 11 L	9 89 W Pin 4.0 1:03	8 163 W Pin 4.0 1:24	BYE	10 295 L	3 2	14.0	2
7 BYE	6 11 3:07	BYE	9 164 L	10 238 L	8 296 L	0 0	0.0	
8 Aaden Wallace BRY X#	BYE	10 90 L	6 163 L	9 239 L	7 296 L	0 3	0.0	
9 Robert Harris SPR	10 12 L	6 89 L	7 164 L	8 239 W Dec 2.0 13-7	BYE	1 2	4.0	
10 Logan Miller DJE	9 12 W Pin 4.0 3:20	8 90 W Pin 4.0 5:59	BYE	7 238 P1 -1.0	6 295 W MD 3.0 12-4	4 1	24.0	1

POOL C

Name/ School	RD 1	RD 2	RD 3	RD 4	RD 5	RECORD	TEAM PTS.	PLACE
11 Xavier Leal VVE	12 13 L	14 165 W Pin 4.0 0:57	BYE	15 297 W Pin 4.0 1:20	13 298 W Pin 4.0 1:20	4 1	18.0	2
12 Austin McCombs CON	11 13 W Pin 4.0 5:52	BYE	14 240 W Pin 4.0 3:08	15 240 W Pin 4.0 3:08	13 298 W Pin 4.0 1:20	3 2	15.0	1
13 Reuben Ferguson SPR X#	BYE	15 91 L	11 165 L	14 240 L	12 298 L	0 3	0.0	
14 BYE	15 11	11 12	12 13	BYE		0 0	0.0	
15 Gage Clevinger ANT	14 13 W Pin 4.0 1:21	91 12	BYE	12 240 L	11 297 L	1 2	4.0	

POOL D

Name/ School	RD 1	RD 2	RD 3	RD 4	RD 5	RECORD	TEAM PTS.	PLACE
16 Yhantg Irwin VBU	17 14 W Pin 4.0 1:39	19 92 W Pin 4.0 2:41	18 166 W Pin 4.0 0:56	BYE	20 299 W Pin 4.0 1:20	5 0	35.5	1
17 Maddox Kennedy BRY	16 14 L	BYE	19 167 W Pin 4.0 0:56	20 241 L	18 300 L	1 2	6.0	
18 BYE	BYE	20 93 L	16 166 L	19 242 L	17 300 L	0 0	0.0	
19 Vanisa Sinthalap LSR	20 15 L	16 92 L	17 167 L	18 242 L	BYE	0 3	0.0	
20 Elijah Burgoon WAP X#	19 15 W Pin 4.0 0:25	18 93 W Pin 4.0 0:25	BYE	17 241 W Pin 4.0 2:36	16 299 L	2 1	10.0	2

1st PLACE POOL FOR PLACES 1-4

Winners wrestle for 1st place
Losers wrestle for 3rd place

W 1 Aaren King CEL 346	1 Aaren King CEL	9.0
L 10 Logan Miller DJE	Pin 1:05	
-1 TEAM PT		
L 12 Austin McCombs CON 347	16 Yhantg Irwin VBU	TF 20-3 8.5
W 16 Yhantg Irwin VBU		
RD 6		

2024 Wapak Invitational FINALS

POOL A/B 1		vs	POOL C/D 1	
Aaren King L	C		Yhantg Irwin W Pin 3:31	VBU 6.0
POOL A/B 2		vs	POOL C/D 2	
Logan Miller W Dec 7-5 O 2.0	D		Austin McCombs L	CON
POOL A/B 3		vs	POOL C/D 3	
Griffin Jeffery L	B		Xavier Leal W Pin 2:50	VWJ 4.0

2nd PLACE POOL FOR PLACES 5-6

Winners wrestle for 5th place

L 5 Keegan Hoop U X# 348	6 Griffin Jeffery BLI	Dec 1-0 4.0
W 6 Griffin Jeffery BLI		
W 11 Xavier Leal VVE 349	11 Xavier Leal VVE	Pin 3:15 6.0
20 Elijah Burgoon		

PLACE WINNERS

CHAMPION	2nd PLACE
Yhantg Irwin VBU	Aaren King CEL
3rd PLACE	4th PLACE
Logan Miller DJE	Austin McCombs CON
5th PLACE	6th PLACE
Xavier Leal VVE	Griffin Jeffery BLI

TIEBREAKER CRITERIA

- 1 Won the greater number of matches
- 2 Head to head victories.
- 3 Penalized the least number of team points for flagrant or unsportsmanlike conduct
- 4 Most team points earned.
- 5 Most team points for all for falls, defaults, forfeits, or dq
- 6 Greater number of technical falls.
- 7 Greater number of team points for major decision
- 8 Greater number of points for decisions
- 9 Greater number of pins in the least time
- 10 The wrestler who accumulated the quickest pin
- 11 Greatest total point differential for decisions
- 12 Coin flip.

POOL A

Name/ School	RD 1	RD 2	RD 3	RECORD	TEAM PTS.	PLACE
1 Gage Rothman BLI	2 94 W Pin 4.0 2:20	3 168 W Pin 4.0 1:50	4 W Pin 4.0 2:44	5 0	34.0	1
2 Landon Musgrave CEL X#	1 94 L	4 169 L	3 L	0 3	0.0	
3 Brody Ackenberger SPR	4 95 L	1 168 L	2 W Pin 4.0 1:25	1 2	4.0	
4 Kamren Johnson ANT	3 95 W Pin 4.0 0:58	2 169 W Pin 4.0 1:33	1 L	4 1	14.0	2

POOL B

Name/ School	RD 1	RD 2	RD 3	RECORD	TEAM PTS.	PLACE
5 Renson Spear VWE	6 96 Bye 2.0	7 170 W Pin 4.0 0:43	8 L	1 2	6.0	2
6 BYE	5 96	8	7	0 0	0.0	
7 Nick Morris CEL X#	8 L 3:07	5 170 L	6	0 2	0.0	
8 Loudon Maxwell VBU	7 W Pin 4.0 1:24	6 Bye 2.0	5 W Pin 4.0 1:32	2 2	17.0	1

POOL C

Name/ School	RD 1	RD 2	RD 3	RECORD	TEAM PTS.	PLACE
9 Cordion Abernathy CON	10 97 Bye 2.0	11 171 W Pin 4.0 3:14	12 243 W Pin 4.0 1:23	3 1	19.0	1
10 BYE	9 97	12	11 244	0 0	0.0	
11 Conner Deaton BLI X#	12 L	9 171 L	10 244	0 2	0.0	
12 Jacob Barton NAP	11 W Pin 4.0 5:10	10 Bye 2.0	9 243 L	2 2	12.0	2

POOL D

Name/ School	RD 1	RD 2	RD 3	RECORD	TEAM PTS.	PLACE
13 Gavin Ridenour WAP	14 98 W TF 3.5 17-2	15 172 W Pin 4.0 0:47	16 245 W Pin 4.0 1:23	4 1	27.5	1
14 Mason Homan CEL	13 98 L	16 173 L	15 246 W Dec 2.0 11-8	1 2	2.0	3
15 Alan Jarrett Jackson SAN	16 99 L	13 172 L	14 246 L	0 3	0.0	
16 Gaige Phillips BRY	15 99 W Pin 4.0 2:57	14 173 W MD 3.0 12-4	13 245 L	2 2	7.0	2

1st PLACE POOL FOR PLACES 1-4

W 1 Gage Rothman BLI 301	Gage Rothman BLI	BLI
L 8 Loudon Maxwell VBU	Pin 3:04	9.0
L 9 Cordion Abernathy CON 302	Gavin Ridenour WAP	WAP
W 13 Gavin Ridenour WAP	Pin 3:43	9.0

1st & 2nd PLACE POOLS - Bye RD. 4 will Wrestle RD. 5

2nd PLACE POOL FOR PLACES 5-6

W 4 Kamren Johnson ANT 303	Kamren Johnson ANT	ANT
L 5 Renson Spear VWE	Dec 8-5	4.0
W 12 Jacob Barton NAP 304	Jacob Barton NAP	NAP
L 16 Gaige Phillips BRY	Pin 1:45	6.0

2024 Wapak Invitational FINALS

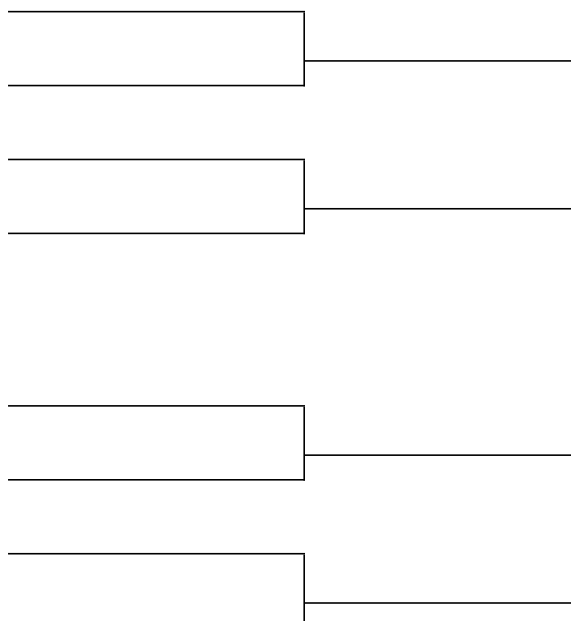
POOL A/B 1			POOL C/D 1		
Gage Rothman BLI	vs	Gavin Ridenour WAP	L		
W Pin 3:25		6.0			
POOL A/B 2			POOL C/D 2		
Loudon Maxwell VBU	vs	Cordion Abernathy CON	W Dec 4-2		2.0
L					
POOL A/B 3			POOL C/D 3		
Kamren Johnson ANT	vs	Jacob Barton NAP	L		
W Dec 5-3		2.0			

PLACE WINNERS

CHAMPION Gage Rothman BLI	2nd PLACE Gavin Ridenour WAP
3rd PLACE Cordion Abernathy CON	4th PLACE Loudon Maxwell VBU
5th PLACE Kamren Johnson ANT	6th PLACE Jacob Barton NAP

TIEBREAKER CRITERIA

- 1 Won the greater number of matches
- 2 Head to head victories.
- 3 Penalized the least number of team points for flagrant or unsportsmanlike conduct
- 4 Most team points earned.
- 5 Most team points for all for falls, defaults, forfeits, or dq
- 6 Greater number of technical falls.
- 7 Greater number of team points for major decision
- 8 Greater number of points for decisions
- 9 Greater number of pins in the least time
- 10 The wrestler who accumulated the quickest pin
- 11 Greatest total point differential for decisions
- 12 Coin flip.



POOL A

Name/ School	RD 1	RD 2	RD 3	RECORD	TEAM PTS.	PLACE
1 Payten Staugler CEL	2 100 L	3 174 W Pin 2:43 4.0	4 W Pin 2:43 4.0	3 2	12.0	2
2 Donnell Bush BRY	1 100 W Pin 4:0 4.0	4 175 W Pin 0:51 4.0	3 W 3 3:34	4 1	23.0	1
3 Isaiah Pyles WAP X#	4 101 W Pin 1:57 4.0	1 174 L	2 L	1 2	4.0	
4 Tristan Thiebaut VWE	3 101 L	2 175 L	1 L	0 3	0.0	

POOL B

Name/ School	RD 1	RD 2	RD 3	RECORD	TEAM PTS.	PLACE
5 Ryan Siler SPR	6 102 L	7 176 L	8	0 2	0.0	
6 BYE	5 102	8	7	0 0	0.0	
7 Max Swihart NAP X#	8 W Dec 2.0 3:07	5 176 W Def 4.0	6 Bye 2.0	2 2	15.0	1
8 Ethan Samuels BLI	7 L	6 Bye 2.0	5 W For 4.0	1 2	6.0	2

POOL C

Name/ School	RD 1	RD 2	RD 3	RECORD	TEAM PTS.	PLACE
9 Owen Beard NAP	10 103 W Dec 2.0 8-3	11 W TF 3.5 16-0	12 247 Bye 2.0	3 1	17.5	1
10 Zach Steinke WAP	9 103 L	12 177 Bye 2.0	11 248 W TF 3.5 20-5	3 1	13.5	2
11 Donovan Harrington CON	12	9 L	10 248 L	0 2	0.0	
12 BYE	11	10 177	9 247	0 0	0.0	

POOL D

Name/ School	RD 1	RD 2	RD 3	RECORD	TEAM PTS.	PLACE
13 A.J. Turner VBU	14 104 Bye 2.0	15 178 W Dec 2.0 6-2	16 249 W Pin 4.0 1:01	4 0	27.0	1
14 BYE	13 104	16	15 250	0 0	0.0	
15 Tygh Byington SAN	16 W Pin 4.0 2:38	13 178 L	14 250 Bye 2.0	1 2	6.0	2
16 Logan Homan CEL X#	15 L	14	13 249 L	0 2	0.0	

1st PLACE POOL FOR PLACES 1-4

W 2 Donnell Bush BRY 305	vs	Donnell Bush MD 13-5	BRY 8.0
L 7 Max Swihart VX#			
L 9 Owen Beard NAP 306	vs	A.J. Turner Dec 5-2	VBU 7.0
W 13 A.J. Turner VBU			

**1st & 2nd PLACE POOLS - Bye RD. 4
will Wrestle RD. 5**

2nd PLACE POOL FOR PLACES 5-6

W 1 Payten Staugler CEL 307	vs	Payten Staugler CEL	
L 8 Ethan Samuels BLI	vs	Ethan Samuels Dec 13-8	CEL 4.0
W 10 Zach Steinke WAP 308	vs	Zach Steinke WAP	
L 15 Tygh Byington SAN	vs	Tygh Byington For	SAN 6.0

2024 Wapak Invitational FINALS

POOL A/B 1

Donnell Bush L	vs	A.J. Turner W MD 12-4	BRY 5.0	VBU
-------------------	----	--------------------------	-------------------	------------

POOL A/B 2

Max Swihart L	vs	Owen Beard W MD 11-1	NAP 3.0	NAP
------------------	----	-------------------------	-------------------	------------

POOL A/B 3

Payten Staugler L	vs	Zach Steinke W Dec 11-7	CEL 2.0	WAP
----------------------	----	----------------------------	-------------------	------------

POOL C/D 1

POOL C/D 2

POOL C/D 3

PLACE WINNERS

CHAMPION

A.J. Turner	VBU
--------------------	------------

2nd PLACE

Donnell Bush	BRY
--------------	-----

3rd PLACE

Owen Beard	NAP
------------	-----

4th PLACE

Max Swihart	NAP
-------------	-----

5th PLACE

Zach Steinke	WAP
--------------	-----

6th PLACE

Payten Staugler	CEL
-----------------	-----

TIEBREAKER CRITERIA

- 1 Won the greater number of matches
- 2 Head to head victories.
- 3 Penalized the least number of team points for flagrant or unsportsmanlike conduct
- 4 Most team points earned.
- 5 Most team points for all for falls, defaults, forfeits, or dq
- 6 Greater number of technical falls.
- 7 Greater number of team points for major decision
- 8 Greater number of points for decisions
- 9 Greater number of pins in the least time
- 10 The wrestler who accumulated the quickest pin
- 11 Greatest total point differential for decisions
- 12 Coin flip.

POOL A

Name/ School	RD 1	RD 2	RD 3	RECORD	TEAM PTS.	PLACE
1 Joey Love VBU	2 27 W Pin 4.0 1:39	3 105 W Pin 4.0 1:34	BYE	5 0	35.5	1
2 Collin Rachel BRY	1 27 L	BYE	3 179 W Pin 4.0 :47			
3 John Bailey ANT	BYE	1 105 L	2 179 L			
				0 2	0.0	3

POOL B

Name/ School	RD 1	RD 2	RD 3	RECORD	TEAM PTS.	PLACE
4 Anthony Mingonie BLI	5 28 W Pin 4.0 2:53	6 106 L	BYE	2 3	16.5	1
5 Noah Bishop WAP	4 28 L	BYE	6 180 W Pin 4.0 2			
6 Cole Herkner CON	BYE	4 106 W Dec 2.0 8-6	5 ;25 L			
				1 3	6.0	2
				1 1	4.0	3

POOL C

Name/ School	RD 1	RD 2	RD 3	RECORD	TEAM PTS.	PLACE
7 Briggs Wallace VWE	8 29 W Pin 4.0 4:32	9	BYE	3 1	14.0	1
8 Colin Beckerich CON X#	7 29 L	BYE	9			
9 BYE	BYE	7	8			
				0 2	0.0	2
				0 0	0.0	3

POOL D

Name/ School	RD 1	RD 2	RD 3	RECORD	TEAM PTS.	PLACE
10 Luke Maxwell CEL	11 30 W Pin 4.0 1:13	12 107 L	BYE	2 3	12.0	2
11 Connor Andrews SPR	10 30 L	BYE	12 181 L			
12 Serigne Samba VBU X#	BYE	10 107 W Pin 4.0 5:06	11 181 W Pin 4.0			
				4 1	20.0	1

POOLS A-D - First/Second Place Finishers

1 Joey Love VBU 251	1 Joey Love VBU 251	1 Joey Love VBU 251	1 Joey Love VBU 251
10 Luke Maxwell CEL	10 Luke Maxwell CEL	10 Luke Maxwell CEL	10 Luke Maxwell CEL
8 Colin Beckerich CON X# 252	8 Colin Beckerich CON X# 252	8 Colin Beckerich CON X# 252	8 Colin Beckerich CON X# 252
4 Anthony Mingonie BLI	4 Anthony Mingonie BLI	4 Anthony Mingonie BLI	4 Anthony Mingonie BLI
7 Briggs Wallace VWE 253	7 Briggs Wallace VWE 253	7 Briggs Wallace VWE 253	7 Briggs Wallace VWE 253
5 Noah Bishop WAP	5 Noah Bishop WAP	5 Noah Bishop WAP	5 Noah Bishop WAP
2 Collin Rachel BRY 254	2 Collin Rachel BRY 254	2 Collin Rachel BRY 254	2 Collin Rachel BRY 254
12 Serigne Samba VBU X#	12 Serigne Samba VBU X#	12 Serigne Samba VBU X#	12 Serigne Samba VBU X#
10 Luke Maxwell CEL 310	10 Luke Maxwell CEL 310	10 Luke Maxwell CEL 310	10 Luke Maxwell CEL 310
8 Colin Beckerich CON X#	8 Colin Beckerich CON X#	8 Colin Beckerich CON X#	8 Colin Beckerich CON X#

Winners wrestle for 1st, Losers for 3rd

Winners wrestle for 5th place

5 Noah Bishop WAP	5 Noah Bishop WAP
12 Serigne Samba VBU X#	12 Serigne Samba VBU X#

**NON-PLACE POOL
3rd Place - POOLS A-D
ROUND 5**

3 John Bailey ANT 311	3 John Bailey ANT 311
6 Cole Herkner CON	6 Cole Herkner CON
9 BYE	9 BYE
11 Connor Andrews SPR	11 Connor Andrews SPR

2024 Wapak Invitational FINALS

POOL A 1	POOL B 1
1 Joey Love VBU W Pin 1:14 6.0	Briggs Wallace VWE 7 L
POOL A 2	POOL B 2
4 Anthony Mingonie BLI L	Collin Rachel BRY 2 W Pin 4:39 4.0
POOL A 3	POOL B 3
10 Luke Maxwell CEL L	Serigne Samba VBU X# 12 W Pin 4:38 4.0

PLACE WINNERS

CHAMPION Joey Love VBU	2nd PLACE Briggs Wallace VWE
3rd PLACE Collin Rachel BRY	4th PLACE Anthony Mingonie BLI
5th PLACE Serigne Samba VBU X#	6th PLACE Luke Maxwell CEL

TIEBREAKER CRITERIA

- 1 Won the greater number of matches
- 2 Head to head victories.
- 3 Penalized the least number of team points for flagrant or unsportsmanlike conduct
- 4 Most team points earned.
- 5 Most team points for all for falls, defaults, forfeits, or dq
- 6 Greater number of technical falls.
- 7 Greater number of team points for major decision
- 8 Greater number of points for decisions
- 9 Greater number of pins in the least time
- 10 The wrestler who accumulated the quickest pin
- 11 Greatest total point differential for decisions
- 12 Coin flip.

POOL A

Name/ School	RD 1	RD 2	RD 3	RECORD	TEAM PTS.	PLACE
1 Skyler Octaviano ANT	2 108 W MD 3.0 13-4	3 182 W MD 3.0 10-2	4 W Pin 4.0 4:53	4 1	19.0	1
2 Noah Russell CEL X#	1 108 L	4 183 L	3 W Dec 2.0 10-6	1 2	2.0	3
3 Cash Benshoff WAP	4 109 L	1 182 L	2 L	0 3	0.0	4
4 Kohler Vitek BRY	3 109 W Pin 4.0 5:09	2 183 W Dec 2.0 8-1	1 L	2 2	6.0	2

POOL B

Name/ School	RD 1	RD 2	RD 3	RECORD	TEAM PTS.	PLACE
5 Will Fredo Alejo SAN	6 110 W MD 3.0 12-3	7 184 W Pin 4.0 3:25	8 L	4 1	15.0	2
6 Zach Colobong CEL X#	5 110 L	8 185 L	7 L 4:59	0 3	0.0	4
7 Mahkel Chappie VBU X#	8 111 L	5 184 L	6 W Pin 4.0 4:59	1 2	4.0	3
8 Ignacio Corona NAP	7 111 W Pin 4.0 3:22	6 185 W TF 3.5 17-2	5 W Pin 4.0 5:58	4 1	25.5	1

POOL C

Name/ School	RD 1	RD 2	RD 3	RECORD	TEAM PTS.	PLACE
9 Zach Greber CEL	10 112 W MD 3.0 12-2	11 186 W MD 3.0 10-0	12 255 W Pin 4.0 1:21	5 0	31.0	1
10 Khalel Grant SPR	9 112 L	12 187 W Pin 4.0 0:44	11 256 W Pin 4.0 5:04	3 2	14.0	2
11 Abram Collins VWE	12 113 W Pin 4.0 1:05	9 186 L	10 256 L	1 2	4.0	3
12 Auston Welker VWE X#	11 113 L	10 187 L	9 255 L	0 3	0.0	4

POOL D

Name/ School	RD 1	RD 2	RD 3	RECORD	TEAM PTS.	PLACE
13 Leyton Parent DJE	14 114 L	15 188 W Pin 4.0 4:43	16 257 W Pin 4.0 1:29	2 2	8.0	2
14 Jesse van Doesburg VBU	13 114 W Pin 4.0 1:56	16 189 W Pin 4.0 0:44	15 258 W Pin 4.0 3:05	3 2	19.0	1
15 Jack Murray CON	16 115 W Pin 4.0 1:08	13 188 L	14 258 L	1 2	4.0	3
16 Zak Russell BRY X#	15 115 L	14 189 L	13 257 L	0 3	0.0	4

1st PLACE POOL FOR PLACES 1-4

1 Skyler Octaviano ANT 314	vs	Ignacio Corona NAP
8 Ignacio Corona NAP	Dec 10-8	7.0
9 Zach Greber CEL 315	vs	Zach Greber CEL
14 Jesse van Doesburg VBU	Pin 1:07	9.0

**1st & 2nd PLACE POOLS - Bye RD. 4
will Wrestle RD. 5**

2nd PLACE POOL FOR PLACES 5-6

4 Kohler Vitek BRY 316	vs	Will Fredo Alejo SAN
5 Will Fredo Alejo SAN	Dec 8-4	4.0
10 Khalel Grant SPR 317	vs	Khalel Grant SPR
13 Leyton Parent DJE	Pin 1:53	6.0

2024 Wapak Invitational FINALS

POOL A/B 1

Ignacio Corona NAP	vs	Zach Greber CEL
		W MD 12-3 5.0

POOL A/B 2

Skyler Octaviano ANT	vs	Jesse van Doesburg VBU
W Dec 8-1 2.0		

POOL A/B 3

Will Fredo Alejo SAN	vs	Khalel Grant SPR
W Pin 2:52 4.0		L

POOL C/D 1

POOL C/D 2

POOL C/D 3

PLACE WINNERS

CHAMPION

Zach Greber CEL

2nd PLACE

Ignacio Corona NAP

3rd PLACE

Skyler Octaviano ANT

4th PLACE

Jesse van Doesburg VBU

5th PLACE

Will Fredo Alejo SAN

6th PLACE

Khalel Grant SPR

TIEBREAKER CRITERIA

- 1 Won the greater number of matches
- 2 Head to head victories.
- 3 Penalized the least number of team points for flagrant or unsportsmanlike conduct
- 4 Most team points earned.
- 5 Most team points for all for falls, defaults, forfeits, or dq
- 6 Greater number of technical falls.
- 7 Greater number of team points for major decision
- 8 Greater number of points for decisions
- 9 Greater number of pins in the least time
- 10 The wrestler who accumulated the quickest pin
- 11 Greatest total point differential for decisions
- 12 Coin flip.

POOL A

Name/ School	RD 1	RD 2	RD 3	RECORD	TEAM PTS.	PLACE
1 Braylen Crump VBU	2 39 W Pin 4.0 2:19	3 116 W Pin 4.0 1:08	BYE	5 0	36.0	1
2 Tim Hiles CEL X#	1 39 L	BYE	3 190 L			
3 Adam Stutzman BLI	BYE	1 116 L	2 190 W TF 3.5 18-1			

POOL B

Name/ School	RD 1	RD 2	RD 3	RECORD	TEAM PTS.	PLACE
4 Cooper Myers WAP	5 40 W Pin 4.0 5:34	6 117 L	BYE	3 2	14.0	2
5 Talon Wallace CON X#	4 40 L	BYE	6 191 L			
6 Miles Doster ANT	BYE	4 117 W Dec 2.0 5-3	5 191 W Pin 4.0 2:53			

POOL C

Name/ School	RD 1	RD 2	RD 3	RECORD	TEAM PTS.	PLACE
7 Carver Harris CEL	8 41 W Pin 4.0 1:22	9 118 W Pin 26-11	BYE	4 1	15.0	1
8 Noah Talbert LSR	7 41 L	BYE	9 192 L			
9 Hayden Blake WAP X#	BYE	7 118 L	8 192 W Pin 4.0 1:24			

POOL D

Name/ School	RD 1	RD 2	RD 3	RECORD	TEAM PTS.	PLACE
10 Nathan Seth CON	11 42 W Pin 4.0 3:39	12 119 W Pin 4.0 5:41	BYE	4 1	25.0	1
11 Phillip Burkner VWE	10 42 L	BYE	12 193 W Dec 2.0 9-5			
12 Josef Durbin BRY	BYE	10 119 L	11 193 L			

POOLS A-D - First/Second Place Finishers

1 Braylen Crump VBU 259	1 Braylen Crump VBU 318
11 Phillip Burkner VWE	Pin :52 11.0
9 Hayden Blake AP X# 260	6 Miles Doster ANT 11.0
6 Miles Doster ANT	Pin :24 11.0
7 Carver Harris CEL 261	7 Carver Harris CEL 11.0
4 Cooper Myers WAP	Pin 3:07 11.0
3 Adam Stutzman BLI 262	10 Nathan Seth CON 11.0
10 Nathan Seth CON	Pin 2:27 11.0

1st, Losers for 3rd

W 11 Phillip Burkner VWE 319	Phillip Burkner VWE 6.0
9 Hayden Blake VAP X#	

Winners wrestle for 5th place

W 4 Cooper Myers WAP	Cooper Myers WAP 5.0
L 3 Adam Stutzman BLI	

**NON-PLACE POOL
3rd Place - POOLS A-D
ROUND 5**

L 2 Tim Hiles CEL X# 5	5 Talon Wallace CON X# 3.0
W 5 Talon Wallace CON X#	Pin 0:59 3.0
L 8 Noah Talbert LSR 12	## Josef Durb BRY 3.0
W 12 Josef Durbin BRY	Pin 1:54 3.0

2024 Wapak Invitational FINALS

POOL A 1				POOL B 1			
1 Braylen Crump VBU	vs	Carver Harris CEL					
W Pin 1:43		6.0		L			
POOL A 2				POOL B 2			
6 Miles Doster ANT	vs	Nathan Seth CON					
L		W Pin 2:21		4.0			
POOL A 3				POOL B 3			
# Phillip Burkner VWE	vs	Cooper Myers WAP					
L		W MD 13-3		3.0			

PLACE WINNERS

CHAMPION Braylen Crump VBU	2nd PLACE Carver Harris CEL
3rd PLACE Nathan Seth CON	4th PLACE Miles Doster ANT
5th PLACE Cooper Myers WAP	6th PLACE Phillip Burkner VWE

TIEBREAKER CRITERIA

- 1 Won the greater number of matches
- 2 Head to head victories.
- 3 Penalized the least number of team points for flagrant or unsportsmanlike conduct
- 4 Most team points earned.
- 5 Most team points for all for falls, defaults, forfeits, or dq
- 6 Greater number of technical falls.
- 7 Greater number of team points for major decision
- 8 Greater number of points for decisions
- 9 Greater number of pins in the least time
- 10 The wrestler who accumulated the quickest pin
- 11 Greatest total point differential for decisions
- 12 Coin flip.

POOL A

Name/ School	RD 1	RD 2	RD 3	RECORD	TEAM PTS.	PLACE
1 Reece Schnarre WAP	2 120 W Pin 4.0 1:33	3 194 W Pin 4.0 :25	4 W Pin 4.0 1:00	4 1	26.0	1
2 Ben Ly CEL X#	1 120 L	4 195 W Pin 4.0 :30	3 L	2 3	10.0	2
3 Logan Sollman VWE	4 121 L	1 194 L	2 W Pin 4.0 5:59	1 2	4.0	4
4 Griffin Kosch ANT	3 121 W Pin 4.0 1:05	2 195 L	1 L	1 2	4.0	3

POOL B

Name/ School	RD 1	RD 2	RD 3	RECORD	TEAM PTS.	PLACE
5 William Apple NAP	6 122 Bye 2.0	7 196 W Def 4.0	8 W Pin 4.0 1:34	2 2	17.0	1
6 BYE	5 122	8 197	7	0 0	0.0	
7 Evan Lucario VBU X#	8 123 W Dec 2.0 3:07	5 196 L	6 Bye 2.0	1 2	4.0	2
8 Rohaan Waraich CON	7 123 L	6 197	5 L	0 2	0.0	3

POOL C

Name/ School	RD 1	RD 2	RD 3	RECORD	TEAM PTS.	PLACE
9 Jace Love VBU	10 124 W Pin 4.0	11 198 Bye 2.0	12 263 W Pin 4.0 1:54	4 0	32.0	1
10 Eli Case DJE	9 124 L	12 199 W Pin 4.0 1:18	11 264 Bye 2.0	1 2	6.0	2
11 BYE	12 125	9 198	10 264	0 0	0.0	
12 Corbin Lane BRY	11 125 L	10 199 L	9 263 L	0 2	0.0	3

POOL D

Name/ School	RD 1	RD 2	RD 3	RECORD	TEAM PTS.	PLACE
13 Wes Greber CEL	14 126 Bye 2.0	15 200 W Pin 4.0 1:18	16 265 W Pin 4.0 3:10	3 1	21.0	1
14 BYE	13 126	16	15 266	0 0	0.0	
15 Quinton Harvey SAN	16 W Pin 4.0 1:12	13 200 L	14 266 Bye 2.0	3 1	16.0	2
16 Felix Rodriguez NAP X#	15 L	14	13 265 L	0 2	0.0	3

1st PLACE POOL FOR PLACES 1-4

W 1 Reece Schnarre WAP 324	Reece Schnarre WAP	7.0
L 5 William Apple NAP	Dec 12-6	
W 9 Jace Love VBU 325	Jace Love VBU	9.0
L 13 Wes Greber CEL	Pin 1:53	

1st & 2nd PLACE POOLS - Bye RD. 4 will Wrestle RD. 5

2nd PLACE POOL FOR PLACES 5-6

W 2 Ben Ly EL X# 326	Ben Ly EL X#	6.0
L 7 Evan Lucario 3U X#	Def	
L 10 Eli Case DJE 327	Quinton Harvey SAN	6.0
W 15 Quinton Harvey SAN	Pin 0:59	

2024 Wapak Invitational FINALS

POOL A/B 1

Reece Schnarre WAP	vs	Jace Love VBU
		W Pin 1:49 6.0

POOL A/B 2

William Apple NAP	vs	Wes Greber CEL
L		W Pin 2:53 4.0

POOL A/B 3

Ben Ly CEL	vs	Quinton Harvey SAN
		W Pin :56 4.0

POOL C/D 1

Jace Love VBU		W Pin 1:49 6.0
------------------	--	----------------

POOL C/D 2

Wes Greber CEL		W Pin 2:53 4.0
-------------------	--	----------------

POOL C/D 3

Quinton Harvey SAN		W Pin :56 4.0
-----------------------	--	---------------

PLACE WINNERS

CHAMPION

Jace Love VBU		Reece Schnarre WAP
------------------	--	-----------------------

2nd PLACE

3rd PLACE

Wes Greber CEL		William Apple NAP
-------------------	--	----------------------

4th PLACE

5th PLACE

Quinton Harvey SAN		Ben Ly CEL
-----------------------	--	---------------

6th PLACE

TIEBREAKER CRITERIA

- 1 Won the greater number of matches
- 2 Head to head victories.
- 3 Penalized the least number of team points for flagrant or unsportsmanlike conduct
- 4 Most team points earned.
- 5 Most team points for all for falls, defaults, forfeits, or dq
- 6 Greater number of technical falls.
- 7 Greater number of team points for major decision
- 8 Greater number of points for decisions
- 9 Greater number of pins in the least time
- 10 The wrestler who accumulated the quickest pin
- 11 Greatest total point differential for decisions
- 12 Coin flip.

POOL A

Name/ School	RD 1	RD 2	RD 3	RECORD	TEAM PTS.	PLACE
1 Wyatt Buell WAP	2 127 W Pin 4.0 1:42	3 201 W Pin 4.0 1:17	4 W Pin 4.0 2:59	5 0	30.0	1
2 Cordell Abernathy CON	1 127 L	4 202 L	3 W MD 3.0 16-7	1 2	3.0	3
3 Ben Verville VWE	4 128 L	1 201 L	2 L	0 3	0.0	4
4 Brody Rosenkranz VBU X#	3 128 W TF 3.5 18-3	2 202 W Dec 2.0 7-5	1 L	3 2	11.5	2

POOL B

Name/ School	RD 1	RD 2	RD 3	RECORD	TEAM PTS.	PLACE
5 Kenne Rinderle CEL X#	6 W Pin 4.0 1:04	7 203 Bye 2.0	8 L	1 2	6.0	2
6 Jason Lee SPR	5 L	8 L	7	0 2	0.0	3
7 BYE	8 129 3:07	5 203	6	0 0	0.0	
8 Dameon Wolfe BRY	7 129 2.0	6 W TF 3.5 17-1	5 W Pin 4.0 1:43	2 2	16.5	1

POOL C

Name/ School	RD 1	RD 2	RD 3	RECORD	TEAM PTS.	PLACE
9 Luke Lazarich CEL	10 130 W Pin 4.0 1:14	11 204 W Pin 4.0 1:19	12 267 W Pin 4.0 1:34	4 1	28.0	1
10 Dawson Ware WAP X#	9 130 L	12 205 W Pin 4.0 5:30	11 268 W Pin 4.0 0:33	4 1	18.0	2
11 Maddilan Doster ANT	12 131 L	9 204 L	10 268 L	0 3	0.0	4
12 Juan Barcnas BLI	11 131 W Pin 4.0 1:47	10 205 L	9 267 L	1 2	4.0	3

POOL D

Name/ School	RD 1	RD 2	RD 3	RECORD	TEAM PTS.	PLACE
13 Taylin Irwin VBU VBU -1 Team PT	14 132 Bye 1.0	15 206 W Pin 4.0 3:33	16 269 W Pin 4.0 0:19	3 1	18.0	1
14 BYE	13 132	16	15 270	0 0	0.0	
15 Blaine Constante SAN	16 W Pin 4.0 1:07	13 206 L	14 270 Bye 2.0	1 2	6.0	2
16 Carson Winegardner WAP X#	15 L	14	13 269 L	0 2	0.0	3

1st PLACE POOL FOR PLACES 1-4

w 1 Wyatt Buell WAP 328	Wyatt Buell WAP
8 Dameon Wolfe BRY	Dec 3-1 7.0
w 9 Luke Lazarich CEL 329	Luke Lazarich CEL
13 Taylin Irwin VBU	Pin 3:58 9.0

1st & 2nd PLACE POOLS - Bye RD. 4 will Wrestle RD. 5

2nd PLACE POOL FOR PLACES 5-6

w 4 Brody Rosenkranz 3U X# 330	Brody Rosenkranz 3U X#
5 Kenne Rinderle EL X#	Pin 1:40 6.0
w 10 Dawson Ware WAP X# 331	Dawson Ware AP X#
15 Blaine Constante SAN	Pin 4:20 6.0

2024 Wapak Invitational FINALS

POOL A/B 1			POOL C/D 1		
Wyatt Buell WAP	vs	Luke Lazarich CEL			
W Dec 5-0	4.0	L			
POOL A/B 2			POOL C/D 2		
Dameon Wolfe BRY	vs	Taylin Irwin VBU			
L		W Dec 7-3	2.0		
POOL A/B 3			POOL C/D 3		
Brody Rosenkranz VBU	vs	Dawson Ware WAP			
L		W Pin 2:55	4.0		

PLACE WINNERS

CHAMPION Wyatt Buell WAP	2nd PLACE Luke Lazarich CEL
3rd PLACE Taylin Irwin VBU	4th PLACE Dameon Wolfe BRY
5th PLACE Dawson Ware WAP X#	6th PLACE Brody Rosenkranz VBU

TIEBREAKER CRITERIA

- 1 Won the greater number of matches
- 2 Head to head victories.
- 3 Penalized the least number of team points for flagrant or unsportsmanlike conduct
- 4 Most team points earned.
- 5 Most team points for all for falls, defaults, forfeits, or dq
- 6 Greater number of technical falls.
- 7 Greater number of team points for major decision
- 8 Greater number of points for decisions
- 9 Greater number of pins in the least time
- 10 The wrestler who accumulated the quickest pin
- 11 Greatest total point differential for decisions
- 12 Coin flip.

POOL A

Name/ School	RD 1	RD 2	RD 3	RECORD	TEAM PTS.	PLACE
1 James Hodge VBU	2 133 W Def 4.0	3 207 W Pin 4.0 0:50	4 W Pin 4.0 3:04	4 1	28.0	1
2 Harry Ross BRY OUT	1 133 L	4 208 L	3 L	0 3	0.0	
3 Gavin Zatman VWE	4 134 W Dec 2.0 10-8 07	1 207 L	2 W Def 4.0	2 2	6.0	2
4 Anthony Nuding CEL X#	3 134 L	2 208 W Def 4.0	1 L	1 2	4.0	

POOL B

Name/ School	RD 1	RD 2	RD 3	RECORD	TEAM PTS.	PLACE
5 Josh Sweeney CEL	6 W Pin 4.0 0:37	7 209 Bye 2.0	8 W Pin 4.0 3:05	3 1	21.0	1
6 Jackson Cash SPR	5 L	8 L	7 L	0 2	0.0	3
7 BYE	8 135 3:07	5 209	6 L	0 0	0.0	
8 Braden Sartor SAN	7 135 2.0	6 W Pin 4.0 0:10	5 L	2 2	12.0	2

POOL C

Name/ School	RD 1	RD 2	RD 3	RECORD	TEAM PTS.	PLACE
9 Brody Presar WAP	10 136 W Pin 4.0 1:06	11 210 W Pin 4.0 1:47	12 271 W Pin 4.0 1:35	5 0	34.0	1
10 Ayden Johnson NAP	9 136 L	12 211 W Pin 4.0 1:06	11 272 W Dec 2.0 5-3	2 2	6.0	2
11 Mark Buckler VBU X#	12 137 W Pin 4.0 2:39	9 210 L	10 272 L	1 2	4.0	3
12 Harley Klett LSR	11 137 L	10 211 L	9 271 L	0 3	0.0	4

POOL D

Name/ School	RD 1	RD 2	RD 3	RECORD	TEAM PTS.	PLACE
13 Chase Bailey CON	14 138 W Pin 4.0 1:00	15 212 L	16 273 W Pin 4.0 1:28	4 1	14.0	2
14 Donavin Wingert SAN X#	13 138 L	16 213 W Pin 4.0 2:39	15 274 L	1 2	4.0	3
15 Ethan Hilliard BLI	16 139 W Pin 4.0 0:45	13 212 W Dec 2.0 5-4	14 274 W Pin 4.0 1:04	3 2	17.0	1
16 Isaiah Laber CEL X#	15 139 L	14 213 L	13 273 L	0 3	0.0	4

1st PLACE POOL FOR PLACES 1-4

W 1 James Hodge VBU 332	James Hodge VBU	9.0
L 5 Josh Sweeney CEL	Pin 3:02	
W 9 Brody Presar WAP 333	Brody Presar WAP	9.0
L 15 Ethan Hilliard BLI	Pin 4:28	

1st & 2nd PLACE POOLS - Bye RD. 4 will Wrestle RD. 5

2nd PLACE POOL FOR PLACES 5-6

3 Gavin Zatman VWE 334	Braden Sartor SAN	6.0
W 8 Braden Sartor SAN	Pin 2:38	
10 Ayden Johnson NAP 335	Chase Bailey CON	4.0
W 13 Chase Bailey CON	Dec 7-1	

2024 Wapak Invitational FINALS

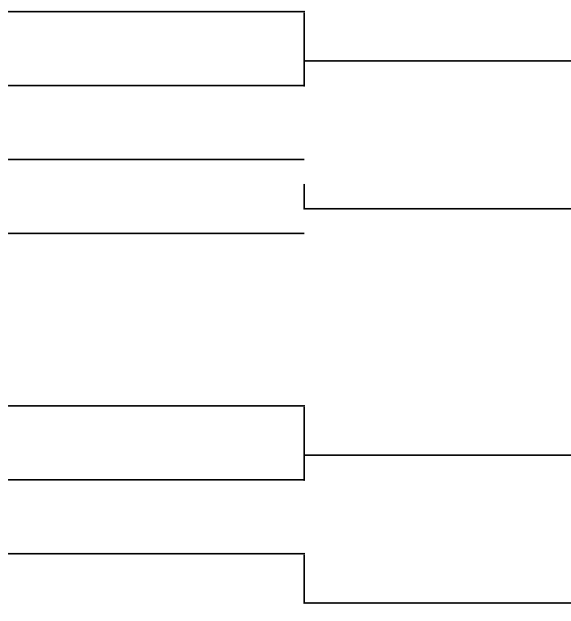
POOL A/B 1		vs	POOL C/D 1	
James Hodge VBU			Brody Presar WAP	
L			W Pin 5:14 6.0	
POOL A/B 2		vs	POOL C/D 2	
Josh Sweeney CEL			Ethan Hilliard BLI	
W Pin 0:58 4.0			L	
POOL A/B 3		vs	POOL C/D 3	
Braden Sartor SAN			Chase Bailey CON	
L			W Dec 7-2 2.0	

PLACE WINNERS

CHAMPION Brody Presar WAP	2nd PLACE James Hodge VBU
3rd PLACE Josh Sweeney CEL	4th PLACE Ethan Hilliard BLI
5th PLACE Chase Bailey CON	6th PLACE Braden Sartor SAN

TIEBREAKER CRITERIA

- 1 Won the greater number of matches
- 2 Head to head victories.
- 3 Penalized the least number of team points for flagrant or unsportsmanlike conduct
- 4 Most team points earned.
- 5 Most team points for all for falls, defaults, forfeits, or dq
- 6 Greater number of technical falls.
- 7 Greater number of team points for major decision
- 8 Greater number of points for decisions
- 9 Greater number of pins in the least time
- 10 The wrestler who accumulated the quickest pin
- 11 Greatest total point differential for decisions
- 12 Coin flip.



POOL A

Name/ School	RD 1	RD 2	RD 3	RECORD	TEAM PTS.	PLACE			
1 Jace Knous WAP	2 ¹⁴⁰ W TF 3.5 17-2	3 ¹⁴⁰ W TF 3.5 18-3	4 ¹⁴⁰ Bye	4 0	30.5	1			
2 Jaden Blackshear VBU X#	1 ¹⁴⁰ L	4 ²¹⁴ L	3 ²¹⁴ L				0 2	0.0	3
3 Tristan Merz NAP	4 ¹⁴⁰ Bye	1 ¹⁴⁰ L	2 ¹⁴⁰ W Dec 2.0 3-2 OT						
4 BYE	3 ¹⁴⁰ L	2 ²¹⁴ L	1 ²¹⁴ L				0 0	0.0	

POOL B

Name/ School	RD 1	RD 2	RD 3	RECORD	TEAM PTS.	PLACE			
5 Brayton Haaser CON	6 ¹⁴¹ L	7 ¹⁴¹ L	8 ¹⁴¹ L	0 2	0.0	3			
6 Jaydon Dennis BRY	5 ¹⁴¹ W Pin 4.0 1:47	8 ²¹⁵ Bye	7 ²¹⁵ W Pin 4.0 1:17				3 1	21.0	1
7 Timothy Crowley III SPR X#	8 ¹⁴¹ Bye	5 ¹⁴¹ W Pin 4.0 3:22	6 ¹⁴¹ L						
8 BYE	7 ¹⁴¹ L	6 ²¹⁵ L	5 ²¹⁵ L				0 0	0.0	

POOL C

Name/ School	RD 1	RD 2	RD 3	RECORD	TEAM PTS.	PLACE			
9 Joey Keller SPR	10 ¹⁴² W Pin 4.0 4:35	11 ²¹⁶ W Pin 4.0 0:32	12 ²⁷⁵ W Pin 4.0 1:12	4 1	28.0	1			
10 Cooper Pion VBU	9 ¹⁴² L	12 ²¹⁷ W Pin 4.0 1:00	11 ²⁷⁶ W Pin 4.0 0:47				4 1	16.0	2
11 Bien Jokray CEL X#	12 ¹⁴³ L	9 ²¹⁶ L	10 ²⁷⁶ L						
12 Billy Vaughn VWE	11 ¹⁴³ W Dec 2.0 9-5	10 ²¹⁷ L	9 ²⁷⁵ L				1 2	2.0	3

POOL D

Name/ School	RD 1	RD 2	RD 3	RECORD	TEAM PTS.	PLACE
13 Carter Ly CEL	14 ¹⁴⁴ Bye	15 ²¹⁸ W Pin 4.0 4:55	16 ²⁷⁷ W Pin 4.0 3:50	2 2	17.0	1
14 BYE	13 ¹⁴⁴ L	16 ²¹⁸ L	15 ²⁷⁸ L			
15 Kris Fulwood NAP X#	16 ¹⁴⁴ L	13 ²¹⁸ L	14 ²⁷⁸ L	0 2	0.0	3
16 Jacob Urschel VBU X#	15 ¹⁴⁴ W Pin 4.0 5:42	14 ²¹⁸ Bye	13 ²⁷⁷ L			

1st PLACE POOL FOR PLACES 1-4

W 1 Jace Knous WAP 336	vs	Jace Knous WAP
6 Jaydon Dennis BRY	TF 19-2	8.5
W 9 Joey Keller SPR 337	vs	Joey Keller SPR
13 Carter Ly CEL	Pin 8-2	9.0

1st & 2nd PLACE POOLS - Bye RD. 4 will Wrestle RD. 5

2nd PLACE POOL FOR PLACES 5-6

3 Tristan Merz NAP 338	vs	Timothy Crowley III PR X#
W 7 Timothy Crowley III PR X#	Dec 6-4	4.0
W 10 Cooper Pion VBU 339	vs	Cooper Pion VBU
16 Jacob Urschel VBU	Pin :32	6.0

2024 Wapak Invitational FINALS

POOL A/B 1

Jace Knous WAP	vs	Joey Keller SPR
W Pin 1:08	6.0	L

POOL A/B 2

Jaydon Dennis BRY	vs	Carter Ly CEL
W Pin 3:03	4.0	L

POOL A/B 3

7 Timothy Crowley III SPR	vs	Cooper Pion VBU
L		W Dec 11-9 2.0

PLACE WINNERS

CHAMPION

Jace Knous	WAP
-------------------	------------

2nd PLACE

Joey Keller	SPR
-------------	-----

3rd PLACE

Jaydon Dennis	BRY
---------------	-----

4th PLACE

Carter Ly	CEL
-----------	-----

5th PLACE

Cooper Pion	VBU
-------------	-----

6th PLACE

Timothy Crowley III	SPR
---------------------	-----

TIEBREAKER CRITERIA

- 1 Won the greater number of matches
- 2 Head to head victories.
- 3 Penalized the least number of team points for flagrant or unsportsmanlike conduct
- 4 Most team points earned.
- 5 Most team points for all for falls, defaults, forfeits, or dq
- 6 Greater number of technical falls.
- 7 Greater number of team points for major decision
- 8 Greater number of points for decisions
- 9 Greater number of pins in the least time
- 10 The wrestler who accumulated the quickest pin
- 11 Greatest total point differential for decisions
- 12 Coin flip.

POOL A

Name/ School	RD 1	RD 2	RD 3	RECORD	TEAM PTS.	PLACE
1 Matthew Houtiker BLI	2 ¹⁴⁵ W Pin 4.0 1:14	3 ²¹⁹ W Pin 4.0 1:50	4 ^{1:30} W Pin 4.0 1:30	4 1	23.0	1
2 Elijah Fish LSR X#	1 ¹⁴⁵ L	4 ²²⁰ L	3 ^{1:30} L	0 3	0.0	4
3 Jarod Traxler ANT	4 ¹⁴⁶ W Pin 4.0 1:17	1 ²¹⁹ L	2 ^{1:24} W Pin 4.0 1:24	3 2	12.0	2
4 Brady Steinbrunner CEL	3 ¹⁴⁶ L	2 ²²⁰ W Pin 4.0 1:24	1 ^{1:24} L	1 2	4.0	3

POOL B

Name/ School	RD 1	RD 2	RD 3	RECORD	TEAM PTS.	PLACE
5 Jackson Brock VBU	6 ¹⁴⁷ Bye 2.0	7 ²²¹ W Pin 4.0 1:22	8 ^{1:22} L	1 2	6.0	2
6 BYE	5 ¹⁴⁷ L	8 ^{1:22} L	7 ^{1:22} L	0 0	0.0	4
7 Micahel Sullivan SPR X#	8 ²²¹ L	5 ²²¹ L	6 ^{1:24} L	0 2	0.0	3
8 Breese Bollenbocher VWE	7 ^{3:07} W Pin 4.0 1:47	6 ^{1:47} Bye 2.0	5 ^{1:47} W Pin 4.0 1:47	3 1	26.0	1

POOL C

Name/ School	RD 1	RD 2	RD 3	RECORD	TEAM PTS.	PLACE
9 Javion Anderson LSR	10 ^{1:02} W Pin 4.0 1:02	11 ²²² Bye 2.0	12 ²⁷⁹ L	3 1	16.0	2
10 Noah Marks BLI X#	9 ^{1:02} L	12 ²⁷⁹ L	11 ²⁸⁰ L	0 2	0.0	3
11 BYE	12 ¹⁴⁸ L	9 ²²² L	10 ²⁸⁰ L	0 0	0.0	4
12 Krew Akenberger SPR	11 ¹⁴⁸ Bye 2.0	10 ^{1:12} W Pin 4.0 1:12	9 ²⁷⁹ W Pin 4.0 0:38	4 0	32.0	1

POOL D

Name/ School	RD 1	RD 2	RD 3	RECORD	TEAM PTS.	PLACE
13 Johnny Carnes WAP	14 ¹⁴⁹ Bye 2.0	15 ²²³ W Pin 4.0 1:21	16 ^{4:59} W Pin 4.0 4:59	2 2	17.0	1
14 BYE	13 ¹⁴⁹ L	16 ^{1:21} L	15 ^{4:59} L	0 0	0.0	4
15 Jacob Wheeler VBU X#	16 ^{1:21} L	13 ²²³ L	14 ^{4:59} L	0 2	0.0	3
16 Bryce Sizemore CON	15 ^{1:17} W Pin 4.0 1:17	14 ^{2:0} Bye 2.0	13 ^{1:17} L	1 2	6.0	2

1st PLACE POOL FOR PLACES 1-4

1 Matthew Houtiker BLI 340	Breese Bollenbocher VWE	Pin 5:59	9.0
8 Breese Bollenbocher VWE	Krew Akenberger SPR 341	Krew Akenberger SPR	9.0
12 Krew Akenberger SPR 341	Johnny Carnes WAP	Pin 1:17	9.0
13 Johnny Carnes WAP			

1st & 2nd PLACE POOLS - Bye RD. 4 will Wrestle RD. 5

2nd PLACE POOL FOR PLACES 5-6

3 Jarod Traxler ANT 342	Jarod Traxler ANT		
5 Jackson Brock VBU	Dec 3-1		4.0
9 Javion Anderson LSR 343	Javion Anderson LSR		
16 Bryce Sizemore CON	Pin 2:44		6.0

2024 Wapak Invitational FINALS

POOL A/B 1		POOL C/D 1	
Breese Bollenbocher VWE	vs	Krew Akenberger SPR	
L		W Pin 1:09	6.0
POOL A/B 2		POOL C/D 2	
Matthew Houtiker BLI	vs	Johnny Carnes WAP	
W Def 4.0			
POOL A/B 3		POOL C/D 3	
Jarod Traxler ANT	vs	Javion Anderson LSR	
L		W Pin 2:10	4.0

PLACE WINNERS

CHAMPION Krew Akenberger SPR	2nd PLACE Breese Bollenbocher VWE
3rd PLACE Matthew Houtiker BLI	4th PLACE Johnny Carnes WAP
5th PLACE Javion Anderson LSR	6th PLACE Jarod Traxler ANT

TIEBREAKER CRITERIA

- 1 Won the greater number of matches
- 2 Head to head victories.
- 3 Penalized the least number of team points for flagrant or unsportsmanlike conduct
- 4 Most team points earned.
- 5 Most team points for all for falls, defaults, forfeits, or dq
- 6 Greater number of technical falls.
- 7 Greater number of team points for major decision
- 8 Greater number of points for decisions
- 9 Greater number of pins in the least time
- 10 The wrestler who accumulated the quickest pin
- 11 Greatest total point differential for decisions
- 12 Coin flip.

2024 Wapak Invitational

Team Scores RESULTS THRU Finals 285

1)	Vandalia Butler	VBU	267.0
2)	Wapakoneta	WAP	256.5
3)	Celina	CEL	191.0
4)	Blissfield (MI)	BLI	140.5
5)	Van Wert	VWE	139.0
6)	Napoleon	NAP	132.0
7)	Connor (KY)	CON	121.0
8)	Bryan	BRY	105.5
9)	Holland Springfield	SPR	90.0
10)	Sandusky	SAN	61.0
11)	Antwerp	ANT	53.0
12)	Delphos Jefferson	DJE	38.0
13)	Lima Senior	LSR	22.0